

# Experimental Pragmatics with Machines: Testing LLM Predictions for the Inferences of Plain and Embedded Disjunctions

Polina Tsvilodub (polina.tsvilodub@uni-tuebingen.de)

Department of Linguistics, University of Tübingen

Paul Marty (paul.pierre.marty@gmail.com)

Institute of Linguistics and Language Technology, University of Malta

Sonia Ramotowska (ramotowska.or.s@gmail.com)

Institute for Logic, Language and Computation, University of Amsterdam

Jacopo Romoli (jacopo.romoli@hhu.de)

Department of Linguistics, University of Düsseldorf

Michael Franke (michael.franke@uni-tuebingen.de)

Department of Linguistics, University of Tübingen

## Abstract

Human communication is based on a variety of inferences that we draw from sentences, often going beyond what is literally said. While there is wide agreement on the basic distinction between entailment, implicature, and presupposition, the status of many inferences remains controversial. In this paper, we focus on three inferences of plain and embedded disjunctions, and compare them with regular scalar implicatures. We investigate this comparison from the novel perspective of the predictions of state-of-the-art large language models, using the same experimental paradigms as recent studies investigating the same inferences with humans. The results of our best performing models mostly align with those of humans, both in the large differences we find between those inferences and implicatures, as well as in fine-grained distinctions among different aspects of those inferences.

**Keywords:** disjunction; inference; implicature; large language models; pragmatics

## Introduction

Human communication is based on a variety of inferences we draw from sentences, often going beyond what is literally said (Grice, 1975, and much subsequent work). One of the main results of theoretical approaches to meaning is the discovery of a rich typology of inferences, exhibiting different conversational status and divergent behavior in complex sentences. Over the last two decades, experimental work in pragmatics has tested the often subtle predictions of different theories of these inferences, by comparing them across a variety of tasks and measures with human participants (Noveck, 2018, and references therein). However, while there is a general consensus regarding the basic differences between entailment, implicature, and presupposition, their boundaries are continuously being re-drawn, and the status of many inferences remains open. In recent years, advancements in machine learning have added the novel perspective of the investigation of these inferences in non-human language agents such as large language models (LLMs) in systematic comparison to humans (Gauthier, Hu, Wilcox, Qian, & Levy, 2020; Warstadt et al., 2020). The integration of these different perspectives has increased our understanding of the typology mentioned above.

In this paper, we focus on three of such inferences, triggered by *disjunction* (“or”) in different configurations, which we describe in turn. Firstly, plain disjunctions like (1) are associated with so-called **IGNORANCE** inferences (II), inferences that the speaker is uncertain as to which disjunct is true (1-a) and considers each of them possible (1-b) (Sauerland, 2004, among many others).

- (1) This box contains a blue ball or a yellow ball.
- a.  $\rightsquigarrow$  *The speaker is not certain that the box contains a blue ball and s/he is not certain that it contains a yellow ball.* UNCERTAINTY
  - b.  $\rightsquigarrow$  *The speaker deems it possible that the box contains a blue ball and that it contains a yellow ball.* POSSIBILITY

Next, when embedded under a universal quantifier as in (2), disjunctions can give rise to so-called **DISTRIBUTIVE** inferences (DI), meaning that the property associated with each disjunct applies to some but not all individuals in the domain of the quantifier (Sauerland, 2004; Fox, 2007, among others).

- (2) Every box contains a blue ball or a yellow ball.
- a.  $\rightsquigarrow$  *Not every box contains a blue ball and not every box contains a yellow ball.* NEGATED UNIVERSAL
  - b.  $\rightsquigarrow$  *Some box contains a blue ball and some box contains a yellow ball.* DISTRIBUTIVE

Finally, in the scope of a possibility modal as in (3), the resulting inference, called **FREE CHOICE** (FC), conveys that each of the disjuncts is an open possibility (Kamp, 1978; Fox, 2007, among others).

- (3) This box might contain a blue ball or a yellow ball.
- $\rightsquigarrow$  *The box might contain a blue ball and it might contain a yellow ball.* FREE CHOICE

These inferences have all been argued to be derived as,

or to result from scalar implicatures (SI) by some theories (Sauerland, 2004; Fox, 2007; Bar-Lev & Fox, 2020, among others) and thus, to rely on the same mechanisms as those deriving regular SIs like the one in (4).

(4) It is possible that this box contains a blue ball.

↪ *It is not certain that the box contains a blue ball.*

SCALAR IMPLICATURE

Experimental data with human subjects has recently challenged the standard implicature approach to these inferences. First, Marty, Romoli, Sudo, and Breheny (2023) show that all these inferences are more readily derived by speakers than regular SIs, suggesting that they should be treated differently. Second, according to traditional implicature accounts like Sauerland (2004)’s, IGNORANCE and DISTRIBUTIVE inferences are derived in two consecutive steps. For IIs, the first step involves deriving the UNCERTAINTY (UNC) part in (1-a), from which the POSSIBILITY (POS) part in (1-b) follows; for DIs, the first step involves deriving the NEGATED UNIVERSAL (NU) part in (2-a), from which the DISTRIBUTIVE (DI) part in (2-b) follows. However, the results from Crnič, Chemla, and Fox (2015), Marty, Ramotowska, Romoli, Sudo, and Breheny (2023) and Degano et al. (2023) show that the inferences in (1-b) and (2-b) are accessible to speakers even in the absence of the corresponding inferences in (1-a) and (2-a), suggesting that the former may arise independently of the latter. These findings challenge traditional implicature approaches to II, DI and FC. They are compatible, on the other hand, with more recent implicature approaches, as well as non-implicature approaches to these inferences, such as Aloni (2022). The latter are not committed to similarities between them and regular SIs and can further derive POS and DI without their UNC and NU counterparts.

## This Study

We seek to address whether state-of-the-art LLMs predict the fine-grained inferences arising from plain and embedded disjunctions that we just described. Further, we address whether they exhibit the same pattern of results exhibited in the human data which distinguishes between different accounts of these inferences. LLMs have been tested on entailments (Wang et al., 2019, among others), implicatures (Schuster, Chen, & Degen, 2020; E. Li, Schuster, & Degen, 2021; Hu, Levy, & Schuster, 2022), and presuppositions (Parrish et al., 2021; Jeretic, Warstadt, Bhooshan, & Williams, 2020; Sieker & Zarriß, 2023; Sravanthi et al., 2024), but to our knowledge, the cases above have not been looked at yet. To this end, we compare LLMs’ performance to human data from three experiments in Marty, Romoli, et al. (2023), three experiments in Degano et al. (2023) and two experiments in Marty, Ramotowska, et al. (2023) and assess the fit to human results. Further, we compare if LLM predictions align to the same theoretical predictions as human results, which were compared to the traditional implicature account (TIA), revised implicature account (RIA, Bar-Lev & Fox, 2020), and non-implicature

account (NIA, Aloni, 2022) in the three studies. In particular, in parallel to what Marty, Romoli, et al. (2023) do with humans, we test whether the predictions of LLMs for FC, II, and DI inferences differ from those of SCALAR IMPLICATURES. In addition, following Marty, Ramotowska, et al. (2023) and Degano et al. (2023), we test whether DI and POS inferences can be predicted also in the absence of the corresponding NU and UNC inferences. The theoretically motivated contrasts tested are summarized in Table 1.

Before moving on to the details of the study, we should emphasize that the theories above are designed to predict humans’ linguistic behavior and, as such, they are of course not directly theories of LLM mechanics. Nonetheless, we think that using the same experimental paradigms as those used with humans in experimental pragmatics allows us to systematically check whether LLMs, as powerful statistical (fine-tuned) models trained on a lot of textual data, predict the inferences above in a ‘package’ with SIs, or distinguish between them in a way that aligns with humans, thus providing a novel perspective on the debate above.

Table 1: Relevant predictions of the three accounts. ‘IMP’ indicates whether the account predicts the inference in question to be an IMPLICATURE; ‘IND’ indicates whether the account predicts POSSIBILITY and DISTRIBUTIVE inferences to arise INDEPENDENTLY from the corresponding UNCERTAINTY and NEGATED UNIVERSAL ones.

Theories	FREE CHOICE	IGNORANCE		DISTRIBUTIVE	
	IMP	IMP	IND	IMP	IND
TIA	yes	yes	no	yes	no
RIA	yes	yes	yes	yes	yes
NIA	no	no	yes	no	yes

## Experiments and Data

To assess LLM predictions, we closely replicated the human experiments’ set-up of the *mystery box* paradigm from Degano et al. (2023), Marty, Romoli, et al. (2023) and Marty, Ramotowska, et al. (2023). In this way, we were able to directly compare the humans’ performance in these experiments with the LLMs’ performance. Therefore, we first describe the three human studies.

### Human Studies

In all experiments, participants were presented with pictures of three boxes whose contents were visible and one box whose content was not visible, the so-called *mystery box*. The visible boxes contained one or two colored balls and the fourth mystery box had a question mark on it. Participants were instructed that the mystery box always has the same contents as one of the visible boxes. They were introduced with two child characters (Sam and Mia). The characters were familiarized with the rule about the mystery box and, there-

fore, they could make certain inferences about its contents. In each trial, the four boxes were presented and a sentence was uttered by one of the characters. The truth value of the sentences was manipulated by varying the contents of the visible boxes. Participants’ task was a two-alternative forced choice task wherein they had to judge the sentences as “good” or “bad” given the context and the mystery box rule.

In Marty, Romoli, et al. (2023) (abbreviated “MRo”), all target trigger sentences were about the mystery box and tested the robustness of FC, DI and II inferences against the robustness of regular SIs. For our purposes, we selected materials from Experiments 4–6 of Marty, Romoli, et al. (2023) which only contained positive polarity trigger sentences. For FC, the trigger sentence was of the form “It is possible that the mystery box contains either a [A] ball or a [B] ball”, where [A] and [B] are placeholders for different color adjectives (e.g., yellow and blue); for DI, it was of the form “It is certain that the mystery box contains either a [A] ball or a [B] ball”; for II, it was of the form “The mystery box contains a [A] ball or a [B] ball”; finally, for SI, it was of the form “It is possible that the mystery box contains a [A] ball”. In the critical trials, trigger sentences were presented in a TARGET context like the one in Table 2 (first row), where every visible box contained an [A] ball and no [B] ball. TARGET contexts were designed so that the trigger sentence was false if the inference of interest is present, but true if it is absent. Thus, the more robust a given type of inference, the more participants should select the “bad” response option in these trials and, consequently, the lower the acceptance rate should be. There were 9 test trials per inference.

In Degano et al. (2023) (abbreviated “D”), all target trigger sentences were about the mystery box and were of the form: “The mystery box contains a [A] ball or a [B] ball”. There were two target contexts, TARGET-1 and TARGET-2. TARGET-1 contexts made POS inferences true and UNC inferences false; TARGET-2 contexts made both these inference types false (see Table 2, second and third row). As in MRo study, acceptance rates in these contexts were used as a proxy measure for the robustness of the inferences of interest: the lower the acceptance rate, the more robust the inference(s). Degano et al. (2023) found that TARGET-1 contexts yield higher acceptance rates than TARGET-2 contexts, suggesting that POS inferences are accessible independently of UNC inferences. There were 36 test trials.

In Marty, Ramotowska, et al. (2023) (abbreviated “MRa”), target trigger sentences were either about the mystery box or about the visible boxes. The disjunction in them was embedded either under a NOMINAL or a MODAL universal quantifier. For the NOMINAL cases, the trigger sentence was of the form “Every visible box contains a [A] ball or a [B] ball”. For the MODAL cases, the trigger sentence was of one of two forms: “The mystery box must contain a A ball or a B ball” (epistemic *must*, Exp. 1) or “[Name] must pick a [A] ball or a [B] ball” (deontic *must*, Exp. 2), where [Name] is a placeholder for a character’s name. Target contexts in this study followed













the same logic as in D study above and applied it to DI inferences: TARGET-1 contexts made NU inferences true and DI inferences false whereas TARGET-2 contexts made both these inference types false. There were 24 test trials.

All three studies further contained TRUE and FALSE control contexts for each target trigger sentence. These contexts were similar in composition to the target ones but were designed so as to make the trigger sentences either true or false independent of the target inference. Control contexts served to provide clear baselines for acceptance and rejection of the target sentences under investigation. Additionally, all three studies included control trials involving non-target trigger sentences associated with true and false contexts. Responses to these trials were used to assess participants’ general performance in the task independent of the critical items. In total, there were 72, 108 and 72 control trials, respectively.

### Experiments with LLMs

Materials for the LLM studies were constructed by converting all selected vignettes from the human studies described in the previous section to text-based prompts for the LLMs. That is, the visual stimuli of the boxes were converted to textual descriptions. For instance, the TARGET-1 context from Table 2 was represented as shown in Figure 1. General instructions, the cover story, the mystery box rule and examples were prepended to the critical context. An instruction presenting the answer options “good” and “bad” in randomized order was added to each prompt (see Fig. 1).<sup>1</sup>

Table 2: Example TARGET context in Marty, Romoli, et al. (2023) and example TARGET-1 and TARGET-2 contexts in Degano et al. (2023) and Marty, Ramotowska, et al. (2023). In these examples, [A] is yellow and [B] is blue.

Context	Example			
TARGET				
	A	A	A	?
TARGET-1				
	A	AB	A	?
TARGET-2				
	A	AA	A	?

### Methods

We tested a range of LLMs where retrieval of log probabilities of strings is possible, selecting different state-of-the-art models so as to cover models with different architectures, fine-tuning, training data composition and scale. Specifically, we used the following LLMs: text-davinci-003 version of

<sup>1</sup>Full materials can be found under: <http://tinyurl.com/4asyhzv>

{Instructions}

Sam and Mia will be presented with quadruplets of boxes containing balls of various colours. In each quadruplet, Box 1, Box 2 and Box 3 are always open whereas Box 4 is always closed so that Sam and Mia can only ever see what's inside the first three boxes.

However, they have been taught the rule that Box 4, which we will call the mystery box, always has the same contents as one of the three open boxes. Thanks to this rule, Sam and Mia can make certain inferences about what the mystery box contains and does not contain. To illustrate, imagine that Sam is looking at the following quadruplet:

{Examples 1, 2 with example reasoning}

Your task is to decide if this utterance is right given the information available to the characters and the rule that they have learned about how the mystery box works. You will answer 'Good' if you consider that they got it right; otherwise you will answer 'Bad'.

{Few-shot examples}

Sam and Mia will produce utterances about what the mystery box contains and you will decide whether these utterances are appropriate descriptions of the pictures you see.

Currently {Mia/Sam} sees the following quadruplet of boxes:

Box 1 contains a yellow ball.  
 Box 2 contains a yellow ball and a blue ball.  
 Box 3 contains a yellow ball.  
 Box 4 is the mystery box.

Context

{Sam / Mia} says: **The mystery box contains a blue ball or a yellow ball.**

How would you judge {Mia/Sam}'s utterance in this situation? Here are your answer options:  
 good  
 bad

Your answer: I would judge this utterance as *{good / bad}*.

Figure 1: Example prompt for the LLM experiments. Some parts of the prompt are omitted for brevity (in gray). Boldface trigger sentence is an example from Degano et al. (2023). Underlined sentence is the mystery box rule. Expressions in curly braces in gray vary by study. The character name is sampled at random by-trial. The likelihood for the last word (one of “good” / “bad”, italicized) is retrieved for scoring the trigger, given the context.

GPT-3.5 (Brown et al., 2020), Llama-2 (7B, 13B, 70B parameters, base and chat versions, abbreviated “L-Xb”) (Touvron et al., 2023), Mistral-7B (v0.1) and Mistral-7B-Instruct (v0.2) (Jiang et al., 2023), Mixtral-8x7B (v0.1) and Mixtral-8x7B-Instruct (v0.1) (MistralAI, 2023), Pythia (2.8B, 6.9B and 12B parameters, Biderman et al. (2023)), Phi-2 (Y. Li et al., 2023) and Falcon-7B (Almazrouei et al., 2023).<sup>2</sup>

We used the same prompting and scoring strategies for retrieving predictions from all models for all experiments. Specifically, we follow the design of human studies previously described. Human subjects completed training trials where they learned the experimental task by seeing control conditions and receiving feedback about correctness of their responses. We use all control trials with correct answers that were used in the human training phase as a few-shot prompt for each main trial for the LLMs. Therefore, each experimental item  $i$  consisted of a prompt  $C_i$  (including the instructions and the cover story description, the few-shot prompt, the critical item context and the task) and the two answer options  $o_j = t_{j1} \dots t_{jn}$ ,  $j \in \{\text{“good”}, \text{“bad”}\}$ ,  $n \geq 1$ , each consisting of  $n$  tokens (depending on the model’s tokenizer).

We computed an LLM prediction  $S_i$  for item  $i$  via retrieving the log probability  $\log P_{LLM}(o_j | C_i)$  of each  $o_j$  following the item prompt, under each LLM, respectively. We used the average token log probability if an answer option consisted of multiple tokens (cf. Holtzman, West, Shwartz, Choi, and Zettlemoyer (2021)):

$$\log P_{LLM}(o_j | C_i) = \frac{1}{n} \sum_{l=1}^n \log P_{LLM}(o_{jl} | C_i, o_{j<l}) \quad (1)$$

<sup>2</sup>Except for GPT-3.5, all models are open-access. At the time of submission, the specific model endpoint was discontinued by the provider OpenAI.

Given the scores for the two answer options, we identified the LLM prediction for a given item  $i$  as the answer option with the maximal log probability  $S_i = \arg \max_j \log P(o_j | C_i)$ .

For control trials where a correct answer existed, we computed *accuracy* of LLMs (i.e., the proportion of items where the chosen response option was correct). For target conditions, we computed the *acceptance rate* predicted by LLMs as the proportion of trigger sentences for which the option “good” was chosen (i.e.,  $\log P_{LLM}(\text{good} | C_i) > \log P_{LLM}(\text{bad} | C_i)$ ). The predicted acceptance rate was used to assess the closeness of LLM predictions and human results. Specifically, we computed the proportion of variance in human data explained by the model predictions by calculating  $R^2$  for the simple linear model regressing human acceptance rates against model predictions, for each condition of each experiment. To identify overall model fit to human results across experiments, we calculated the adjusted  $R^2$  (Miles, 2005).<sup>3</sup>

## Results

We first compute the accuracy of all models on the control trials of each study. We then take the top five models with the highest accuracy and further investigate the performance of only those models on critical trials. The control accuracy scores of these selected models are reported in Table 3. Full results for all models can be found in the repository. This selection strategy of best models deviated from the design of human studies where the exclusion criterion for participants was an accuracy of 0.8 in Degano et al. (2023) and Marty, Ramotowska, et al. (2023) and 0.7 in Marty, Romoli, et al. (2023). Table 3 indicates that the performance of LLMs was

<sup>3</sup>The linear model was  $\text{human\_accept.rate} \sim \text{model\_accept.rate} + \text{condition}$ , with seven distinct conditions from the three replicated studies.

Table 3: Average accuracy on control items by source. Boldface indicates highest accuracy among LLMs.

Study	Human	GPT-3.5	Llama-2-70b	Mixtral-Instruct	Mixtral	Mixtral-Instruct
MRo	0.89	<b>0.94</b>	0.69	0.74	0.65	0.54
D	0.95	0.72	<b>0.9</b>	0.75	0.53	0.64
MRa	0.94	0.76	<b>0.86</b>	0.71	0.82	0.75

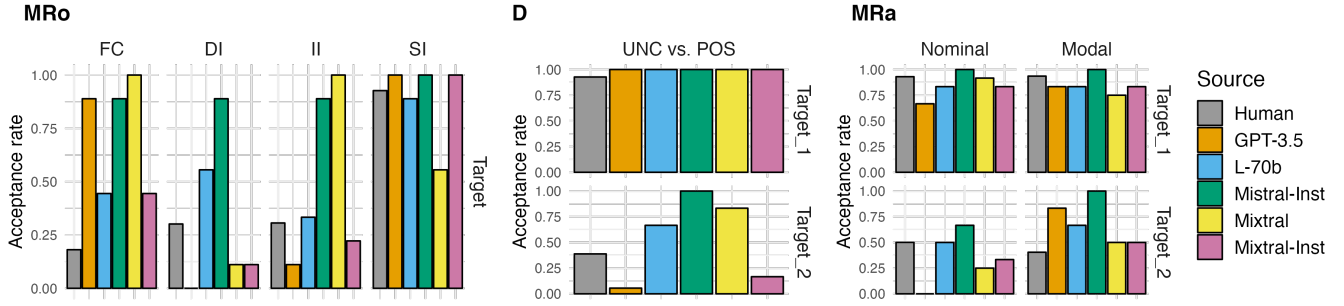


Figure 2: Mean acceptance rate in the target conditions of each study by test case and source (LLMs or humans).

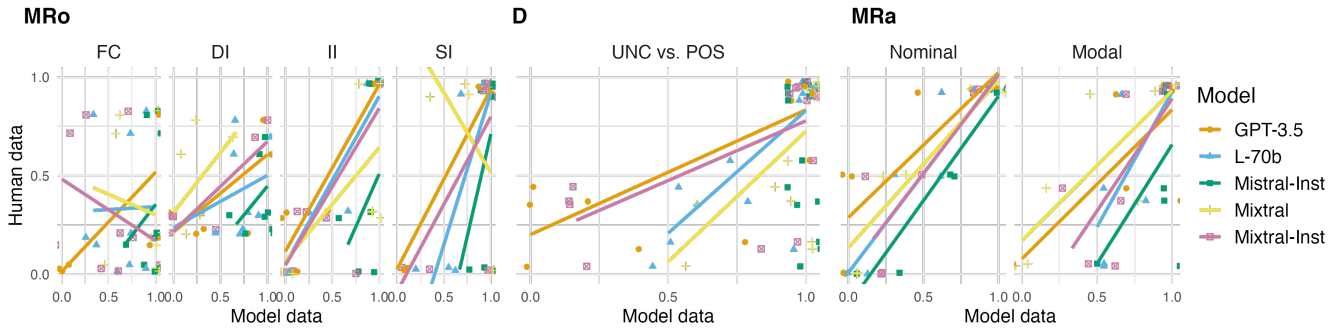


Figure 3: Human acceptance rate averaged over all items in each data condition, by trigger type, plotted against model predictions (points). Lines indicate best linear model fit regressing human data against model predictions.

Table 4: Goodness of fit of model predictions to human results in each study and for each test case, reported as the  $R^2$  value for  $\text{human\_data} \sim \text{model\_data}$ . Overall model fit reports adjusted  $R^2$  with 95% confidence intervals (estimated using percentiles from 10,000 bootstrap samples). Higher values are better. Boldface indicates the best model(s) in each condition.

Study	Case	GPT-3.5	Llama-2-70b	Mistral-Inst.	Mixtral	Mixtral-Inst.
MRo	FC	0.53	0	0.1	0.1	<b>0.75</b>
	DI	0.65	<b>0.97</b>	<b>0.97</b>	<b>0.97</b>	<b>0.97</b>
	II	0.95	<b>0.99</b>	0.9	0.44	0.9
	SI	<b>0.99</b>	0.95	<b>0.99</b>	0.22	<b>0.99</b>
D	UNC vs. POS	0.71	<b>0.91</b>	0	0.9	0.49
MRa	Nominal	0.73	<b>0.99</b>	<b>0.99</b>	0.92	0.88
	Modal	0.73	0.9	0.66	<b>0.93</b>	0.7
<i>Overall model fit:</i>		0.68 [0.60, 0.92]	0.66 [0.50, 0.94]	0.23 [0.18, 0.78]	0.18 [-0.04, 0.86]	0.42 [0.23, 0.88]

above chance (0.5 for a single trial), but it was not consistent across the studies. Furthermore, with one exception, LLMs performed worse than humans.

Second, we investigate the robustness of inferences predicted by the LLMs based on triggers with disjunctions in different configurations, and whether the predicted acceptance

rates were similar to human inference rates. To this end, we compared the acceptance rates of the target triggers in the FC, II, DI conditions to the acceptance rate of the SI condition (Fig. 2, left facet, first three facets vs. last facet). Visual inspection suggests that some models robustly predicted FC, DI, II inferences but not SIs (L-70b, Mistral-Inst.), while

other models were inconsistent with respect to which inferences they predicted. Next, we assess the LLMs' fit to human responses via  $R^2$ . To this end, we considered LLM predictions on both target trigger conditions and control conditions (acceptance rates for controls are not shown). Comparing LLM predictions to human inferences, we found that for different inferences, different models best captured human data in terms of explained variance (see Table 4, MRo results). Figure 3 (left) indicates that LLMs were less consistent across triggers with respect to human data in the FC and DI conditions, than in the other two conditions.

Third, we turn to the question of whether LLMs predict that POS and DI occur together with their corresponding UNC and NU inferences. Figure 2 (middle) shows the mean acceptance rates for the experiment wherein the triggers contained plain disjunctions, investigating II. Visually, the crucial comparison between the TARGET-1 and TARGET-2 conditions was borne out in prediction of GPT-3.5, L-70b and both Mixtral models, albeit less for the base version. Comparing the overall fit of model predictions to human data across triggers, we found that L-70b best captured human responses (Table 4, D). Figure 3 indicates that, both L-70b and Mixtral performed close to human data, while Mistral-Instruct did poorly by always accepting both Target conditions.

Figure 2 (right) shows the mean acceptance rates for the experiment wherein the triggers contained a disjunction embedded under a nominal quantifier or a modal, investigating DISTRIBUTIVE inferences. While human inferences remained largely unaffected across modal and nominal contexts (left-most bars, left vs. right facets; cf. Marty, Ramotowska, et al. (2023)), at least visually, LLM predictions varied more across contexts (left vs. right facets). Focusing on the critical contrast between the TARGET-1 and TARGET-2 conditions, we found that it was borne out in predictions of all models in the nominal context, but not for GPT-3.5 and Mistral-Instruct in the modal context. For other models, the contrast was also smaller in the modal context. This discrepancy was reflected in the fit to human data (see Table 4, MRa rows, lower for modal than for nominal cases for some models). The modal context also appears to be more noisy than the nominal context in Figure 3.

To summarize the comparison of LLMs to human predictions across studies and conditions, we found that, overall, GPT-3.5 explained the most variance in human data, closely followed by L-70b (Table 4, last row). However, the fit to human predictions is not perfect and varies depending on the test conditions, even for the best-performing models. While L-70b did poorly on FC, it was otherwise better than GPT-3.5 for many other conditions.

## Discussion

In this paper, we set out to investigate whether LLM evaluations can shed light onto theoretical debates about the status of different linguistic inferences. In a concrete case study, we compared the predictions of state-of-the-art LLMs with

the main inferences of plain and embedded disjunctions, FC, DI and II in comparison with SIs, with the human results of Marty, Romoli, et al. (2023); Marty, Ramotowska, et al. (2023) and Degano et al. (2023). In our results, we find a clear reflection of the large difference found in humans between regular SIs and FC, II, and DI in the best performing models we tested. However, future experiments could extend the results, e.g., regarding the ability of LLMs to consistently perform on sentences with modals, as well as with negation (cf. Marty, Romoli, et al. (2023)), as it has been found that LLMs might have issues with negation (Truong, Baldwin, Verspoor, & Cohn, 2023). Furthermore, LLMs might be sensitive to superficial aspects of the prompts (Liu et al., 2024), which we would not expect to affect human performance; therefore, testing the robustness of predictions on pragmatic inferences under different prompting strategies should be further analyzed.

Overall, the results for many conditions, like those for humans, are not in line with traditional implicature approaches to those inferences, i.e., showing that POS and DI can be present in the absence of their UNC and NU counterparts. However, different LLMs still exhibit different noticeable inconsistencies across conditions in non human-like ways (e.g., FC vs. SI rates of GPT-3.5). Therefore, results of the present study should be taken with a grain of salt in context of the theoretical debate about the status of these inferences. Nonetheless, we use our results as an opportunity to suggest some criteria that might be required in order to draw robust insights from LLMs for linguistic theories. We hypothesize that results from LLMs might be more informative as the performance becomes more human-like. For this, first, it is critical that LLMs perform consistently on a suite of tasks testing closely related phenomena (e.g., akin to the presented set of inferences). Second, it is important to assess the whole distribution of LLM responses (including potential error analysis), and not just focus on one target condition. Performance on control conditions should also be taken into account. Further, with increased interpretability, LLM results might become more trust-worthy. Finally, as suggested by Hu and Frank (2024), performance of LLMs of different capacity (e.g., number of parameters, training data size) should be compared to human acquisition trajectories. If performance scales with LLM capacity according to task and phenomenon complexity in a human-like way, this would further justify taking LLM performance as evidence bearing on theoretical debates. Our results preliminarily suggest that model size is a predictor of fit to human data on these inferences (cf. Mistral results vs. other models). In sum, our study's contributions are twofold: first, we show that a complex experimental paradigm used in human linguistic experiments, the mystery box paradigm, can be used with LLMs; second, we show that systematic comparison of human results and LLM performance can contribute fruitful insights on the relation between LLM results and linguistic theory, a debate which will likely become more important in the next years.

## Acknowledgments

We would like to thank Todd Snider and the anonymous reviewers for insightful feedback. We gratefully acknowledge support by the state of Baden-Württemberg, Germany, through the computing resources provided by bwHPC and the German Research Foundation (DFG) through grant INST 35/1597-1 FUGG. MF is a member of the Machine Learning Cluster of Excellence, EXC number 2064/1 – Project number 39072764. SR was supported by the NWO OC project Nothing is Logical (grant no 406.21.CTW.023).

## References

- Almazrouei, E., Alobeidli, H., Alshamsi, A., Cappelli, A., Cojocaru, R., Debbah, M., ... Penedo, G. (2023). Falcon-40B: an open large language model with state-of-the-art performance.
- Aloni, M. (2022). Logic and conversation: the case of free choice. *Semantics and Pragmatics*, 15, 5–EA.
- Bar-Lev, M. E., & Fox, D. (2020). Free choice, simplification, and innocent inclusion. *Natural Language Semantics*, 28(3), 175–223.
- Biderman, S., Schoelkopf, H., Anthony, Q. G., Bradley, H., O’Brien, K., Hallahan, E., ... others (2023). Pythia: A suite for analyzing large language models across training and scaling. In *International conference on machine learning* (pp. 2397–2430).
- Brown, T., Mann, B., Ryder, N., Subbiah, M., Kaplan, J. D., Dhariwal, P., ... Amodei, D. (2020). Language models are few-shot learners. In H. Larochelle, M. Ranzato, R. Hassel, M. Balcan, & H. Lin (Eds.), *Advances in neural information processing systems* (Vol. 33, pp. 1877–1901). Curran Associates, Inc.
- Crnič, L., Chemla, E., & Fox, D. (2015). Scalar implicatures of embedded disjunction. *Natural Language Semantics*, 23(4), 271–305. doi: 10.1007/s11050-015-9116-x
- Degano, M., Ramotowska, S., Marty, P., Aloni, M., Breheny, R., Romoli, J., & Sudo, Y. (2023). *The ups and downs of ignorance*. Retrieved from <https://ling.auf.net/lingbuzz/007389> (under review)
- Fox, D. (2007). Free choice and the theory of scalar implicatures. In U. Sauerland & P. Stateva (Eds.), *Presupposition and implicature in compositional semantics* (pp. 71–120). London: Palgrave Macmillan UK. Retrieved from [https://doi.org/10.1057/9780230210752\\_4](https://doi.org/10.1057/9780230210752_4) doi: 10.1057/9780230210752\_4
- Gauthier, J., Hu, J., Wilcox, E., Qian, P., & Levy, R. (2020, July). SyntaxGym: An online platform for targeted evaluation of language models. In *Proceedings of the 58th annual meeting of the association for computational linguistics: System demonstrations* (pp. 70–76). Online: Association for Computational Linguistics.
- Grice, P. H. (1975). Logic and conversation. In P. Cole & J. L. Morgan (Eds.), *Syntax and semantics, vol. 3, speech acts* (pp. 41–58). New York: Academic Press.
- Holtzman, A., West, P., Shwartz, V., Choi, Y., & Zettlemoyer, L. (2021). Surface form competition: Why the highest probability answer isn’t always right. In *Proceedings of the 2021 conference on empirical methods in natural language processing* (pp. 7038–7051). Association for Computational Linguistics.
- Hu, J., & Frank, M. C. (2024). Auxiliary task demands mask the capabilities of smaller language models. *arXiv preprint arXiv:2404.02418*.
- Hu, J., Levy, R., & Schuster, S. (2022, May). Predicting scalar diversity with context-driven uncertainty over alternatives. In E. Chersoni, N. Hollenstein, C. Jacobs, Y. Oseki, L. Prévot, & E. Santus (Eds.), *Proceedings of the workshop on cognitive modeling and computational linguistics* (pp. 68–74). Dublin, Ireland: Association for Computational Linguistics. Retrieved from <https://aclanthology.org/2022.cmcl-1.8> doi: 10.18653/v1/2022.cmcl-1.8
- Jeretic, P., Warstadt, A., Bhooshan, S., & Williams, A. (2020, July). Are natural language inference models IMPPRES-sive? Learning IMPLICature and PRESupposition. In D. Jurafsky, J. Chai, N. Schluter, & J. Tetreault (Eds.), *Proceedings of the 58th annual meeting of the association for computational linguistics* (pp. 8690–8705). Online: Association for Computational Linguistics. Retrieved from <https://aclanthology.org/2020.acl-main.768> doi: 10.18653/v1/2020.acl-main.768
- Jiang, A. Q., Sablayrolles, A., Mensch, A., Bamford, C., Chaplot, D. S., Casas, D. d. l., ... others (2023). Mistral 7B. *arXiv preprint arXiv:2310.06825*.
- Kamp, H. (1978). Semantics versus pragmatics. In F. Guenther & S. J. Schmidt (Eds.), *Formal semantics and pragmatics for natural languages* (pp. 255–287). Dordrecht: Springer Netherlands. Retrieved from [https://doi.org/10.1007/978-94-009-9775-2\\_9](https://doi.org/10.1007/978-94-009-9775-2_9) doi: 10.1007/978-94-009-9775-2\_9
- Li, E., Schuster, S., & Degen, J. (2021). Predicting scalar inferences from “or” to “not both” using neural sentence encoders. In *Proceedings of the society for computation in linguistics 2021* (pp. 446–450).
- Li, Y., Bubeck, S., Eldan, R., Del Giorno, A., Gunasekar, S., & Lee, Y. T. (2023). Textbooks are all you need II: phi-1.5 technical report. *arXiv preprint arXiv:2309.05463*.
- Liu, N. F., Lin, K., Hewitt, J., Paranjape, A., Bevilacqua, M., Petroni, F., & Liang, P. (2024). Lost in the middle: How language models use long contexts. *Transactions of the Association for Computational Linguistics*, 12, 157–173.
- Marty, P., Ramotowska, S., Romoli, J., Sudo, Y., & Breheny, R. (2023). *On the source of distributive inferences*. Retrieved from [https://lingbuzz.net/lingbuzz/007623?\\_s=6Vr1I-H6Shz7nms3w&\\_k=-kuDvMqn14piFlbG](https://lingbuzz.net/lingbuzz/007623?_s=6Vr1I-H6Shz7nms3w&_k=-kuDvMqn14piFlbG) (under review)
- Marty, P., Romoli, J., Sudo, Y., & Breheny, R. (2023). What makes an inference robust? *Journal of Semantics*. Retrieved from

- <https://lingbuzz.net/lingbuzz/006205?s=pEQA-HafzjamqK7zo&k=607AfYta3cP9620R>
- Miles, J. (2005). R-squared, adjusted r-squared. *Encyclopedia of statistics in behavioral science*.
- MistralAI. (2023). *Mixtral of experts. a high quality sparse mixture-of-experts*. Retrieved from <https://mistral.ai/news/mixtral-of-experts/>
- Noveck, I. (2018). *Experimental Pragmatics: The Making of a Cognitive Science*. Cambridge University Press.
- Parrish, A., Schuster, S., Warstadt, A., Agha, O., Lee, S.-H., Zhao, Z., ... Linzen, T. (2021, November). NOPE: A corpus of naturally-occurring presuppositions in English. In A. Bisazza & O. Abend (Eds.), *Proceedings of the 25th conference on computational natural language learning* (pp. 349–366). Online: Association for Computational Linguistics. Retrieved from <https://aclanthology.org/2021.conll-1.28> doi: 10.18653/v1/2021.conll-1.28
- Sauerland, U. (2004). Scalar implicatures in complex sentences. *Linguistics and Philosophy*, 27, 367–391.
- Schuster, S., Chen, Y., & Degen, J. (2020, July). Harnessing the linguistic signal to predict scalar inferences. In D. Jurafsky, J. Chai, N. Schluter, & J. Tetreault (Eds.), *Proceedings of the 58th annual meeting of the association for computational linguistics* (pp. 5387–5403). Online: Association for Computational Linguistics. Retrieved from <https://aclanthology.org/2020.acl-main.479> doi: 10.18653/v1/2020.acl-main.479
- Sieker, J., & Zarrieß, S. (2023). When your language model cannot even do determiners right: Probing for anti-presuppositions and the maximize presupposition! principle. In *Proceedings of the 6th blackboxnlp workshop: Analyzing and interpreting neural networks for NLP* (pp. 180–198).
- Pravanthi, S. L., Doshi, M., Kalyan, T. P., Murthy, R., Bhatlacharyya, P., & Dabre, R. (2024). PUB: A pragmatics understanding benchmark for assessing llms' pragmatics capabilities. *arXiv preprint arXiv:2401.07078*.
- Touvron, H., Martin, L., Stone, K., Albert, P., Almahairi, A., Babaei, Y., ... others (2023). Llama 2: Open foundation and fine-tuned chat models. *arXiv preprint arXiv:2307.09288*.
- Truong, T. H., Baldwin, T., Verspoor, K., & Cohn, T. (2023). Language models are not naysayers: An analysis of language models on negation benchmarks. *arXiv preprint arXiv:2306.08189*.
- Wang, A., Pruksachatkun, Y., Nangia, N., Singh, A., Michael, J., Hill, F., ... Bowman, S. (2019). Superglue: A stickier benchmark for general-purpose language understanding systems. *Advances in neural information processing systems*, 32.
- Warstadt, A., Parrish, A., Liu, H., Mohananey, A., Peng, W., Wang, S.-F., & Bowman, S. R. (2020). BLiMP: The benchmark of linguistic minimal pairs for English. *Transactions of the Association for Computational Linguistics*, 8, 377–392. Retrieved from <https://aclanthology.org/2020.tacl-1.25> doi: 10.1162/tacl.a\_00321