



[TOOL] AUTOMATICALLY EXTRACTING HARDWARE DESCRIPTIONS FROM PDF TECHNICAL DOCUMENTATION

Niklas Hauser 
RWTH Aachen University

Jan Pennekamp 
RWTH Aachen University

Foreword by the Area Chair


The paper presents a modular processor designed to extract detailed data sets from technical documentation in PDF format, specifically targeting microcontroller hardware descriptions. The extracted data can be used for code generation in the embedded software domain. The table processing and text mining paradigms are applied to extract and convert data from the technical documentation in a deterministic process that yields reproducible results. The processor functionality is verified by comparing the data extracted from the technical documentation against the existing machine-readable sources. Most reviewers find the work very interesting and beneficial for the community.

– Pooyan Jamshidi , University of South Carolina
– Devashree Tripathy , Harvard University

Reviewers

- Rasool Sharifi, University of Virginia
- Keshavan Varadarajan, Intel Corporation
- Mehdi Yaghouti, University of South Carolina
- Bindhiya Shree Venkatesh, Apple

Artifacts

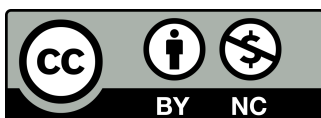
The artifacts for this work were independently evaluated by the [Artifact Evaluation Board](#) (AEB) led by Eric Eide . The AEB determined that the artifact is usable by a third party and that it allows reproducing the main results from the paper. Artifact: <https://github.com/salkinium/pdf-data-extraction-jsys-artifact>

Reviews

Anonymized reviews are publicly available.
Reviews: <https://openreview.net/forum?id=yEobnHpBzh>

Copyright and License

Licensed under Creative Common License CC-BY-NC. Copyright retained by the authors.



AUTOMATICALLY EXTRACTING HARDWARE DESCRIPTIONS FROM PDF TECHNICAL DOCUMENTATION

NIKLAS HAUSER[✉]
RWTH Aachen University
hauser@comsys.rwth-aachen.de

JAN PENNEKAMP[✉]
RWTH Aachen University
pennekamp@comsys.rwth-aachen.de

Abstract

The ever-increasing variety of microcontrollers aggravates the challenge of porting embedded software to new devices through much manual work, whereas code generators can be used only in special cases. Moreover, only little technical documentation for these devices is available in machine-readable formats that could facilitate automating porting efforts. Instead, the bulk of documentation comes as print-oriented PDFs. We hence identify a strong need for a processor to access the PDFs and extract their data with a high quality to improve the code generation for embedded software.

In this paper, we design and implement a modular processor for extracting detailed datasets from PDF files containing technical documentation using deterministic table processing for thousands of microcontrollers. Namely, we systematically extract device identifiers, interrupt tables, package and pinouts, pin functions, and register maps. In our evaluation, we compare the documentation from STMicro against existing machine-readable sources. Our results show that our processor matches 96.5 % of almost 6 million reference data points, and we further discuss identified issues in both sources. Hence, our tool yields very accurate data with only limited manual effort and can enable and enhance a significant amount of existing and new code generation use cases in the embedded software domain that are currently limited by a lack of machine-readable data sources.

1 Introduction

With an ever-expanding product catalog of embedded hardware comes the challenge of porting the corresponding hardware-dependent software (HdS) stack to thousands of devices [15]. Hardware vendors typically provide a HdS implementation in the C programming language only. However, newer compiled languages and dynamic runtime environments, such as C++ [34], Rust [59], Python [38], and IoT-focused Femto-Containers [80], bring new programming paradigms and features to resource-limited embedded systems, but they require a custom HdS stack [15, 30].

Porting HdS to other programming languages is mostly a manual process, where software engineers consult technical documentation to inform design and implementation decisions, as well as extract device-specific hardware description data from the documents and convert them into code [15].

However, the technical documentation is often only available as PDF, which complicates the extraction of structured data [16, 54] due to its print-oriented content model [43]. Specifically, porting a HdS stack to a new device requires data for the bootloader (processor, memories, vector table, power management, clock graph), hardware abstraction layer (HAL) (pinout, pin functions, peripherals, register map), device drivers (capabilities, pinout, communication type, register map), and board support (microcontroller, external devices, signal connections, power supply) [15]. Additional data is needed for part evaluation, configuration tools, build systems, testing, and simulation [15]. As a result, the porting process is laborious and thereby slows down new HdS projects [15].

Some projects alleviate these limitations by using code generators for large parts of their HdS stack [3, 34, 58–60], with data extracted from machine-readable sources, such as standardized formats [70], proprietary databases from tooling [64], or provided by manually curated datasets [20, 27]. However, the scope and fidelity of the available machine-readable data are usually significantly smaller than what is available in the technical documentation [35, 60]. Existing work in the area of document information extraction is focused on generic inputs and cannot provide the domain-specific data found in technical documentation with the necessary accuracy [9, 16, 54, 73].

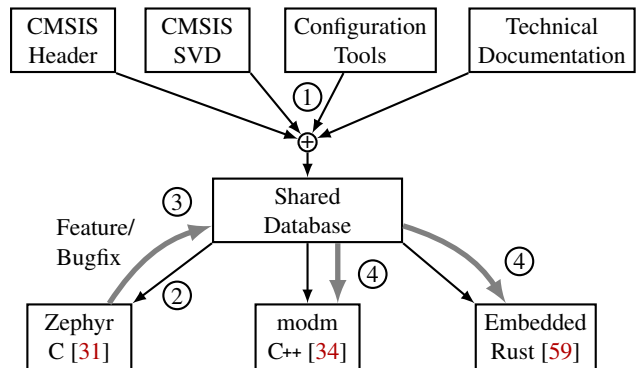


Figure 1: A data processor project ① combining multiple input sources into a shared database without manual supervision promises to reduce overall development efforts. ② A single project using the database can ③ add features or fix issues so that ④ all other projects benefit from the improvements.

These observations motivate the need for combining multiple sources to create the most complete dataset possible in an automated, unsupervised process. As illustrated in Figure 1, the database can then be shared among multiple projects, which would significantly reduce development efforts.

Therefore, we identify a research gap in terms of a data processor that connects information extraction of technical documentation with code generation of embedded software. We split our solution to this problem into four parts: (i) We first convert the print-oriented PDF technical documentation content into an accessible, structured form. (ii) We then extract and assemble the information relevant to our use cases as determined by domain experts. (iii) We then encode this data into an unambiguous encoding and provide access to it for code generation tasks. (iv) For our evaluation, we compare both the completeness and correctness of the extracted PDF data with the already existing machine-readable counterpart.

Contributions. Our tool achieves several contributions. Our processor converts PDF technical documentation to HTML and provides custom parsers for machine-readable data. We apply table processing and text mining paradigms to extract and convert data from the technical documentation using a deterministic process that yields completely reproducible results. We verify the processor functionality by comparing the data extracted from the technical documentation against the existing machine-readable sources. In addition, we further check the internal consistency of the processed data. Thereby, we establish a method to merge multiple sources and arbitrate conflicts based on qualitative metrics. We also provide a detailed analysis of the quality, trustworthiness, and completeness of each data source that can inform and guide future extraction work. The extracted data is unambiguously encoded as a knowledge graph via a custom ontology to describe the embedded hardware, making it widely accessible to a number of different use cases. Our design is implemented as a highly modular Python project, which is open-sourced and maintained as part of the modm project [37].

Paper Organization. This paper is organized as follows. In Section 2, we introduce the background relevant to the remainder of this paper. We then describe related work in Section 3 and define the issues to be addressed by our processor. In Section 4, we describe the design and implementation of our processor, which we then rigorously evaluate against STMicro documentation and data sources, and discuss the results in Section 5. We conclude this paper in Section 6.

2 Background

In this section, we first lay the foundation for our processor extracting the hardware description data required for creating embedded software. Accordingly, we give an introduction to technical documentation formats, table processing, hardware-dependent software, and knowledge modeling in the following.

2.1 Technical Documentation

Hardware vendors publish their products' technical documentation as PDF files, which, as a print-oriented format, contain a stream of graphics and text objects placed at precise positions inside the document canvas [43]. As a result, documents render identical on all platforms; however, all semantic and hierarchical information is lost, which makes it difficult to parse and convert them automatically [54]. For example, PDFs published by STMicro contain text-supplementing tables and figures with valuable information [13]. Tables are rendered using vector graphics to draw the cell borders and text characters, as visualized in Figure 2. Extracting structured data from such tables is difficult when relying only on text extraction heuristics [7, 54, 62]. Admittedly, deterministic algorithms consuming vector graphics produce accurate and reliable results [53].

| Pin name (function after reset) | Pin type | IO structure | Notes | Pin functions | |
|--|----------|--------------|-------|---|--|
| | | | | Alternate functions | Additional functions |
| PB13 | I/O | IT1a | [4] | SPI2_SCK I2S2_OCK USART3_CTS TIM1_CH1 TSC_GG_IO3 EVENTOUT | ADC3_IN6 COMP5_INP OPAMP4_VINP OPAMP3_VINP |
| PB14 | I/O | IT1a | [4] | SPI2_MISO I2S2ext_SD USART3_RTS DE TIM1_CH2 TIM15_CH1 TSC_GG_IO4 EVENTOUT | COMP3_INP ADC4_IN4 OPAMP2_VINP |

Figure 2: This table excerpt shows the bounding boxes of the individual glyphs in red with their origin marked with a black cross. Inter-document links like the footnote markers in the Notes column are marked with a green box [13].

2.2 Table Processing

Table processing edits, converts, and formats data from untagged but semi-structured inputs to semantically valuable information [16]. Simple tables render an array of data as a row-column structure of cells [26, 75]; however, complex tables express hierarchical and multi-dimensional information presented in their formatting [16, 26]. The visual rendering of tables includes using different text, separator, and border styles, spanning cells spread over multiple rows and/or columns, cells with multi-line content, and even splitting the entire table into multiple parts to help fit into the presentation medium dimensions, usually a printable page or a digital display [54, 75]. To separate the rendering from its logical structure, the Wang abstract table model [75] defines an indexing relation as a partial function δ that uniquely maps the multi-dimensional header structure to a table cell resulting in

an *attribute-value* pair [16, 26]. However, any further interpretation and transformation of the tabular data require domain knowledge about the content of the table [54].

2.3 Hardware-dependent Software

Hardware-dependent software (HdS) consists of the lowest layers in an embedded system that directly interact with the underlying hardware and provide a portable abstraction to applications on different hardware [6, 30]. In doing so, the HdS can only implement a system functionality *together* with the underlying hardware and would lose its utility without this dependence [15]. Figure 3 illustrates the typical layers of a conceptual and simplified HdS architecture, of which embedded software typically only implements the layers necessary for the scope of the application [6, 30]. Our tool focuses on the hardware description and the HAL since these layers require the most data and manual effort for porting.

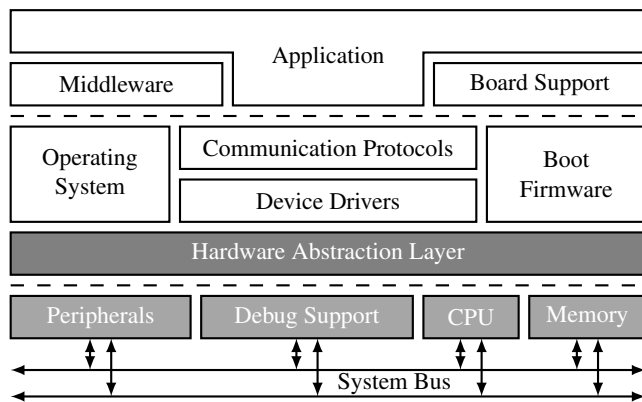


Figure 3: The simplified software stack of a typical HdS architecture with its three layers: software, HdS, and hardware [15]. Our work focuses on the hardware description and hardware abstraction layer (marked gray).

Modern microcontrollers connect a microprocessor to generic internal memories and specialized hardware registers located at specific addresses of an internal bus, known as memory-mapped input/output (MMIO) [15]. To describe the register names, addresses, and types, vendors publish system view description (SVD) files that are the machine-readable equivalent of the register descriptions in the technical documentation [4]. The SVD files are converted into C header files using a closed-source conversion program called `SVDCONV` as part of the common microcontroller software interface standard (CMSIS) [72]. This form of MMIO register access is the de-facto standard for all C-based HALs due to the simplicity of the header files that work well with many compilers [4].

Vendors also publish custom tooling for their specific products. For example, the STM32CubeMX [64] tool by STMicro allows a programmer to graphically connect peripheral signals to pins, configure the clock system, estimate power consump-

tion, and enable several middlewares. The tool can then generate a complete HdS stack in C for a specific device, which is a pragmatic choice due to its popularity and history as a system programming language [6, 15], but also its main limitation. The tool’s internal database contains a machine-readable version of the pin definitions in the technical documentation and is also available separately on GitHub [67].

Apart from C, open-source toolchains also support a number of newer compiled languages, such as C++ [5, 11, 34] and Rust [59, 60]. Optimized runtimes also exist for interpreted languages such as Python [21, 38, 51] and Go [22]. These languages bring new programming paradigms and features to resource-limited embedded systems that are simply not supported by C, especially compile-time code execution and extending the type system. However, all of these new languages must access the underlying hardware with the same MMIO register mechanism. Therefore, they all require the same information to generate their language bindings and support tooling, regardless of what level of abstraction and convenience they provide. However, in practice, all code generation approaches that support new languages are limited to vendor-published, machine-readable, or manually curated data sources.

2.4 Knowledge Modeling

Knowledge graphs transitively model the available knowledge about a set of entities; namely, knowledge graphs represent facts about entities’ relations as edges, which can allow deducting and validating new knowledge about the modeled domain by combining multiple edges, i.e., deriving additional rules on how to interpret entities and their relations [23, 28]. The rule set and data graph together constitute a formal representation of domain-specific knowledge, an *ontology* [23], which can be used to translate the abstract table model via its partial function δ into related facts [73]. We can define the scope and detail of an ontology depending on the extent and quality of the input data and how much additional information we want to query out of it using the same query language and graph algorithms regardless of scale [23].

A concrete implementation of knowledge graphs is the semantic web, which annotates HTML resources with semantics using an XML-based syntax [23]. The data model for semantic web knowledge graphs is the resource description framework, which can be extended with descriptions of semantic rules of increasing computational complexity relative to the reasoning capabilities of a solver [23]. The most used extension is the web ontology language (OWL), which provides basic vocabulary like a datatype hierarchy and pre-defined properties using a description logic with well-understood computational properties that allow reasoning solvers to terminate on all queries [23].

Summary. In conclusion, the limitations of the PDF format make accessing its text, figures, and tables difficult, while

table processing allows for working with tabular data in a format-agnostic way if only it were accessible. The technical documentation contains important information for generating HdS in languages other than C that can supplement existing machine-readable sources, whose complex data model we can describe using knowledge graphs. With our tool, we bridge the gaps between these independent areas of research for improved automation and robustness, irrespective of the final use, especially for embedded devices.

3 Related Work

After introducing the technical background for this paper, we now discuss related work in the areas of information extraction, hardware description pipelines, and embedded software generators.

3.1 Document Information Extraction

Extracting structured information from non- or semi-structured inputs is a wide area of research [16]; therefore, we focus on table processing and knowledge modeling. The foundation of table processing is the abstract table model [75], used to decompose a table into its logical structural design, tabular arrangement, and presentation style. Hurst [26] applies this abstract model to tables in documents for the purpose of extracting their information into a semantic model. Embley et al. [16] thoroughly enumerate table input formats, presentation styles, and table processing paradigms. Out of the four table categories in this survey, our work only uses two: Symbolic tables are unambiguously encoded using markup languages such as HTML or XML that separate the table layout from cell content. Their visualization is performed as a separate step, which allows for rendering the same table in different styles [16]. Vector tables are found in PDFs and scalable vector graphics (SVG) and encode the table layout and cell content separately using text instructions for rendering glyphs and graphics instructions for rendering line art [16].

Table processing first requires detecting and locating, then understanding the table's structure and content [16, 29]. For symbolic tables, detection can be as simple as matching on special strings in the content stream [8]. However, for vector tables in PDFs, a common approach is coalescing the bounding boxes of text and graphics into larger clusters [7, 53, 62] and categorizing these into text, figures, and tables. Three common approaches exist: Generic, heuristic algorithms use only the space between text clusters to detect borders [62] if tables provide enough space between the cell content and its borders [7, 53, 55, 56, 62]. A more accurate approach uses the properties of vector graphics to determine table structures directly [53]. However, in practice, both approaches are combined [7, 10, 53] since figures and tables are often composed of a mix of text with implicit whitespace borders and different font properties, alignment, and graphics with various line

types and widths. A particularly robust method is to first locate the table captions via text search and then find the corresponding graphics and text clusters nearby [10]. The last common approach is to render the PDF input to images and then use machine learning to classify the areas visually [57].

Information extraction algorithms then align the table structure and content with an externally provided schema to guide the understanding process [16, 54]. Schemas can be user-defined [18] or heuristically obtained [17] and then incrementally merged into a larger ontology [18, 73]. Alternatively, an already existing external ontology [9] or one text-mined from the surrounding text [50, 79] can generate a feasible table schema mapping. Machine-learning models can then recognize tables with similar schemas but different formatting with 80–85 % accuracy [41]. The resulting ontology and data are typically modeled via a knowledge graph that can apply various internal reasoning methods in combination with additional external data sources to improve accuracy [23, 28].

Historically, manual methods of information detection and extraction were converted to statistical models and then further generalized to machine-learning models that can parse more input formats with higher accuracy. Recent research now utilizes large language models [81] to accurately extract knowledge in structured form, albeit only from text inputs [14]. To outline how these approaches are applied in practice, we introduce existing hardware data extraction pipelines next.

3.2 Hardware Description Data Pipelines

Extracting information from generic documents is a widespread use case for commercial and open-source tools, typically by applying optical character recognition to scanned or photographed documents and heuristic algorithms on the obtained text [29]. However, due to the format ambiguities inherent in such documents, user input is usually required to guide table detection and understanding [29]. For example, Tabula [44] is a popular, open-source Java application that extracts tables into Excel format with a graphical interface to solicit human user input. Khurso et al. [29] compiled even more methods and tools for table extraction in their survey. However, we require tools that extract information specifically from several extensive technical documents related to embedded software and hardware in an automated manner.

Instabuild [45] is a commercial tool to extract device pinout descriptions from screenshots of datasheets but requires human supervision, similar to Tabula. In contrast, uConfig [47] extracts device pinouts automatically using a carefully crafted parser that interprets the text bounding boxes inside the relevant figures but only succeeds for some PDF technical documentation. Finally, Datasheet2SVD [48] uses Tabula to extract the memory map from reference manuals; however, it is limited to work for only two Renesas PDFs documents. To the best of our knowledge, none of these projects utilize

| Tool or Project | Open-Source | Maintained | Data Source | Output | Data Scope | Interaction |
|--------------------|-------------|------------|------------------------------|-------------------------------|--|---------------------------------|
| Tabula [44] | ✓ | ✓ | Any PDF | Excel, CSV | Any table | Supervised |
| Instabuild [45] | ✗ | ✓ | Image of PDF | EDA symbol | Pinout tables | Supervised |
| uConfig [47] | ✓ | ✗ | Datasheet PDF | EDA symbol | Pinout figures | Scripted |
| Datasheet2SVD [48] | ✓ | ✗ | Datasheet PDF | CMSIS-SVD | Register map | Scripted |
| modm-devices [35] | ✓ | ✓ | CMSIS-Header, STM32CubeMX | Custom XML with Python API | Peripherals, pinouts, signals, memories | Scripted with manual patches |
| embassy-rs [68] | ✓ | ✓ | CMSIS-SVD, STM32CubeMX | Custom JSON with Rust API | Peripherals, pinouts, signals, register map | Scripted with manual patches |

Table 1: Comparison of tools and projects that extract hardware description data from PDF and machine-readable sources.

vector graphics to detect and segment tables in the documents, relying entirely on whitespace analysis, which has significant limitations, and none give any kind of evaluation metric for their accuracy or device coverage, and none facilitate a simple merging of multiple information sources.

Other projects extract information only from machine-readable sources such as CMSIS system view description (CMSIS-SVD), CMSIS-Header, and the STM32CubeMX database [64]. modm-devices [35] accumulates data on device pinouts, pin signal connections, peripheral type and counts, and memory sizes for STM32, SAM, NRF, and AVR microcontrollers, which is used to inform the C++ HAL and toolchain generation in the modm project [34]. The embassy-rs data pipeline [68] does almost the same for generating the embassy-rs Rust HAL [60] but is limited to STM32 only. Both tools further store their data in custom formats and do not share any manual data fixes.

In summary, PDF-based tools are limited to extracting very specific data for a limited number of devices, while the most extensive datasets are only generated from the machine-readable sources STM32CubeMX, CMSIS-Header, and CMSIS-SVD. We provide a comparison summary of all these tools and projects in Table 1. To provide an overview of the use cases that can consume the hardware description data generated by the pipelines, we present related work in the area of embedded software in the next section.

3.3 Generating Hardware-dependent Software

Code generation is an essential tool for HdS design since the limited code space on most devices makes runtime configuration options infeasible [6, 15, 30]. The wide research area of model-driven software engineering includes HAL generation [24, 25], automated testing [76], system modeling [61], and deriving entire software drivers [2] mostly from existing machine-readable sources (cf. Figure 1).

However, in practice, HdS projects only implement a subset of the proposed research. For example, the Linux Zephyr project [31] configures hardware via the DeviceTree [32] interface and then formats it as C pre-processor definitions to be used as an implicit code generator built into the toolchain.

The STM32CubeMX configuration tool [64] instead generates its C HAL in an explicit step before compilation, as does modm [34] and Embedded Rust [59] for their respective C++ and Rust HALs. I2CDevLib [27] accumulates manually defined register maps for externally connected devices and provides basic drivers for them. Cyanobyte [20] instead generates device drivers from an abstract dataset so that projects with a custom HAL only need to provide a code template to gain access to all drivers.

Specialized code generators convert CMSIS-SVD register maps [70] found on GitHub [69] into language-specific bindings: SVDConv [72] for generic C, SVD2Rust [58] for Embedded Rust, SVD2Ada [3] for Embedded Ada, and SrcGen [71] for generic Assembly, C or Clojure definitions. However, a crowd-sourced effort to significantly improve them is not progressing fast enough [65].

In conclusion, we point out that even though data extraction from tables is a hard but well-understood problem, data pipelines in the embedded software space do not apply these lessons at scale and instead either focus only on extracting only specific data such as pinout detection from documents [45, 47] or only extract data for specific devices [48]. The most extensive pipeline projects [34, 59] eschew documents altogether and only use already machine-readable data [64, 70]. Projects using code generators are therefore limited to the scope of easily accessible data, with a current focus on SVD files, or they are forced to manually build databases to enable their use case [20, 27]. However, several research ideas [2, 61, 76, 78] use very extensive datasets for which a pipeline is missing as of now and, therefore, must derive the required data heuristically or via user input.

4 Design and Implementation

The outlined lack of approaches that automatically process and utilize technical documentation convinced us to come up with a design and corresponding tool that transforms and merges multiple data sources into a shared representation annotated with domain-specific semantics. In this section, we give an overview of this design and its specifics. We separate the entire processor into six specialized data pipelines, as visu-

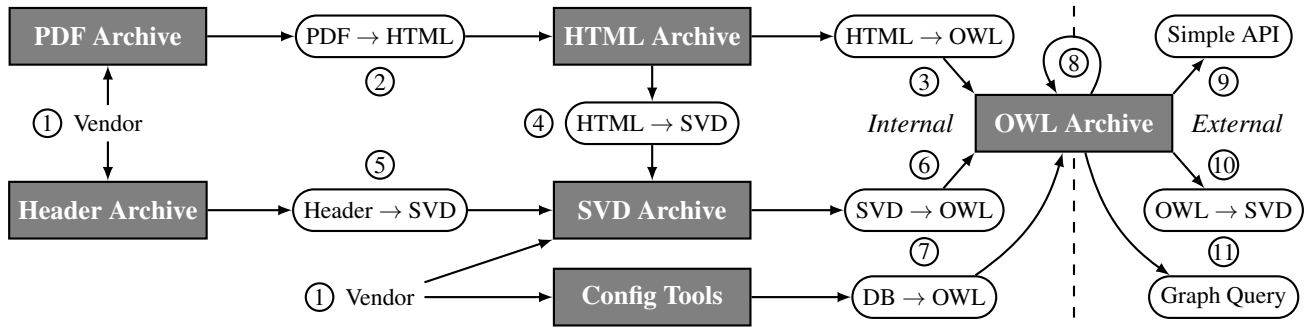


Figure 4: Design overview of our data processor. It relies on several internal pipelines (illustrated on the left side of the dotted line: ②–⑦) and external access methods (shown on the right side: ⑨–⑪). First, ① data sources from the hardware vendor are retrieved. Then, ② the PDF technical documentation is converted to HTML, and ③ the relevant tables contained within are extracted into a knowledge graph (OWL). Additionally, the SVD memory maps are ④ extracted from the HTML, ⑤ CMSIS header files, and vendor-provided SVD files to be ⑥ merged into an optimal representation and stored as a knowledge graph (OWL). Finally, ⑦ the proprietary database (DB) contained in configuration tools is also converted into a knowledge graph (OWL). Then, ⑧ the separate knowledge graphs are evolved into one canonical knowledge graph by a merging strategy that corrects or at least minimizes data conflicts. This final knowledge graph is then ⑨ conveniently accessible via an external Python API, ⑩ converted into specialized formats such as SVD, or ⑪ directly accessible via a knowledge graph query language.

alized in Figure 4. As a result, the individual conversion steps are independent of each other. This modular design also allows for manual or automatic inspection of intermediary data between the stages to assess its quality and tune the conversion process iteratively. Moreover, the data processor can be composed of only those pipelines for which data sources are available, which can then be merged using knowledge graph evolution. For the design overview, we refer to Figure 4. We now introduce the data-processing pipelines in more detail.

Input Data. ① Input sources are usually available at vendor websites (e.g., [63, 64]) or GitHub (e.g., [36, 66, 67, 69]).

PDF → HTML. The ② PDF to HTML pipeline reverse-engineers the formatting style of the PDF to assign the equivalent HTML semantics to characters, vector graphics, and images. To this end, we first abstract the PDF contents into an internal document model via `pypdfium2 v1.11` [49], before locating table, figure, and image areas using their caption [10] and vector graphics shape [53], with the remaining areas containing only characters. We then convert each content area separately into an abstract syntax tree (AST) [7, 53, 62], which describes the logical content hierarchy together with vital formatting metadata, such as text indentation spacing to indicate lexical scope. This metadata further contextualizes the individual object semantics. Subsequently, we unpaginate the content areas by merging these small ASTs into one large AST, which is iteratively modified to better align it to the HTML content model for trivial serialization. The succeeding pipelines can access the documentation now significantly easier in HTML format.

HTML → X. The HTML representation provides an abstracted input for the following pipelines ③ and ④. For tables, we provide a simple column-row (x,y) access with-

out regard for table structure or a partial function δ that provides attribute-cell pairs as described by the abstract table model [75]. Together with basic text mining via regex matching and substitution, these interfaces are enough to implement all functionality. We now have a library of modular, reusable HTML table queries that operates on the whole document set.

Header → SVD. The ⑤ CMSIS header files are converted to CMSIS-SVD files by resolving the C pre-processor macros into numeric values, which are then matched to the peripheral and register names of the C type definitions elements to build our hierarchical memory map. Any memory map definitions in the CMSIS header format can now be parsed and converted.

X → OWL. The ⑥ CMSIS-SVD tree format is directly converted into a knowledge graph. The ⑦ STM32CubeMX tool database is encoded as XML and is converted almost directly without significant effort. The pipelines ③, ⑥, and ⑦ use a manually-defined ontology and serialize to OWL via `owlready2 v0.40` [40]. All data is now unambiguously encoded in a common format with shared semantics.

OWL → OWL. The knowledge graph is ⑧ evolved by resolving input data conflicts and merging them into a new knowledge graph. We resolve data conflicts by majority vote if we have three or more sources available. Otherwise, we prefer the machine-readable source and add all missing data from the other. This final output of the data processor contains the least flawed data from the input sources that is backward compatible with existing software engineering practice. Other evolution strategies may be better suited for use cases that do not need to interface with existing vendor source code, e.g., Embedded Rust [59].

OWL → X. To improve the quality of life for users, we provide several external interfaces (⑨, ⑩, and ⑪) that

offer machine-readable access to the extracted knowledge.

These data-processing pipelines manage the automated translation of technical documents and other resources. Having cross-platform use in mind, we implemented our design entirely in Python 3.11, for which we could find well-maintained libraries for interacting with PDF, tree, and knowledge graph data structures while still being sufficiently performant for our use case. Both conceptually and implementation-wise, we kept our design modular. Hence, it can be adapted to other technical documents, vendors, and resources. It further supports replacing or extending single data pipelines and promises good utility as pipelines can be (de)selected as needed. The processor is open-sourced and will be maintained on GitHub [37] under an MPLv2 license, and we welcome pull requests that augment our provided data pipelines and data sources.

5 Evaluation

We now evaluate the performance of our tool and assess the quality of datasets extracted from technical documentation by STMicro by comparing them against the corresponding limited corpus of available machine-readable data. In Section 5.1, we first describe the execution of our processing pipelines and which input data is converted into intermediary artifacts before estimating its performance in Section 5.2 and the implementation effort required for realizing each conversion step in Section 5.3. Subsequently, in Section 5.4, we compare the data we extracted from the technical documentation with their machine-readable counterpart to derive the quality of our automated processing and the accuracy of the provided (technical) documentation. We then discuss our findings in Section 5.5. Finally, we conclude this section with the impact of the evaluation in Section 5.6.

5.1 Experimental Setup

The data processor and all auxiliary code are written in Python 3.11 and do not require any special hardware or software setup. We execute all pipelines and measurements on a 2022 MacBook Air with an 8-core Apple M2 processor, 16 GB of memory, and 1 TB of storage. For our evaluation, we used the latest STMicro data sources as of March 2023.

Data Sources. Before we can properly evaluate our tool, we first need to convert all data sources into a common knowledge graph format. We automatically scraped the technical documentation from STMicro every day between 16th February 2022 and 19th March 2023, resulting in a total of 1436 PDFs. The ② PDF → HTML pipeline converts the latest revision of 409 PDFs with 156999 pages in total: 70 reference manuals (70 % of the total pages) and 339 datasheets (30 %). The ③ HTML → OWL pipeline then only converts the latest revision of the technical documents, resulting in one knowledge graph for each of the 188 datasheets and 55 reference

manuals, ④ as well as 58 SVD files. The ⑤ CMSIS header files for STM32 are converted into 185 SVD files, while ⑥ the 99 CMSIS-SVD files for STM32 are imported as is. The STM32CubeMX database [64] expands into 1316 individual XML files, which the ⑦ DB → OWL pipeline converts into one knowledge graph for each of the 3024 STM32 devices.

PDF → HTML Quality. We fine-tuned the accuracy of this pipeline during development through iterative manual comparison between a sample set of representative PDF pages and their resulting HTML to discover formatting issues and then adapted the code to address them. If the subsequent data pipelines fail to validate their input while converting the tabular data into the expected semantic types, we manually create an HTML patch. This process allows us to repair only the minimal set of actually used tables, which significantly reduces the manual effort compared to supervised detection methods. The final result consists of 35 patches with 3289 lines of HTML to almost exclusively add missing table cell borders, which caused unrelated cells to be merged accidentally. We focus on textual information and tables due to their relevance and intentionally omit figures in the current realization of this pipeline. For our purposes of only extracting structured tabular data, this limitation comes with a good trade-off in the implementation effort and does not impact the data quality and its usefulness.

5.2 Processing Times

In the following, we report the average runtime of all pipelines over 10 runs to assess their computational performance. All conversions are compute-bound and utilize the whole processor with a peak memory usage of about 6 GB. The bulk of the processing time is consumed during the ② PDF → HTML conversion, which takes about 65 min to complete (about 25 ms per page). Conversely, the remaining steps all terminate after 2–4 minutes each, resulting in an additional processing time of 12 min. These significantly shorter runtimes underline the benefit of converting the PDF to an intermediary HTML format first since the algorithmic complexity and the amount of data to process would significantly slow down pipelines depending on the PDF content directly.

5.3 Implementation Effort

Our tool must be realizable and maintainable with an effort comparable to accessing machine-readable sources directly to provide a practical alternative. We approximate this metric by the lines of code, as listed in Table 2.

While the technical documentation pipelines consist of only about twice the lines of code as the machine-readable pipelines, they took about 3.5 times as long to implement. The most complex implementation was the PDF → HTML → OWL conversion. We estimate that accessing the technical documentation takes **about three times**

| Pipeline or Task | Lines of Code |
|---|---------------|
| ① Downloading technical documentation | 105 |
| ② PDF → HTML | + 3105 |
| ③ HTML → OWL | + 1030 |
| ④ HTML → CMSIS-SVD | + 313 |
| Accessing technical documentation | = 4553 |
| ① Downloading machine-readable sources | 124 |
| ⑤ CMSIS Header → CMSIS-SVD | + 481 |
| ⑥ CMSIS-SVD → OWL | + 821 |
| ⑦ STM32CubeMX DB → OWL | + 790 |
| Accessing machine-readable sources | = 2216 |

Table 2: Our data processor requires about twice the lines of code for accessing the technical documentation than the machine-readable sources, as measured by pygount v1.5 [52].

the effort overall compared to accessing machine-readable sources. This increased implementation effort is manageable, especially since most of our pipelines can be reused when adding new sources or vendors. Thus, the effort is likely less for future work.

5.4 Quality of Extracted Data

We now compare the quality of the data extracted from the technical documentation via pipelines ③–⑦ to existing machine-readable sources, which constitutes the best ground truth available. Given that different data sources use different names to refer to the same entities and relations and aggregate data into unequally large groups of devices, we only evaluate the completeness of data if we can find an individual device mapping from one source to another (87–93 % of devices). We provide an overview of compared sources and utilized pipelines with their respective sections in Table 3.

| Dataset | Sources | Section |
|------------------------|------------------------|---------|
| Device Identifiers | ③ Datasheet vs. | 5.4.1 |
| | ⑦ STM32CubeMX | |
| Interrupt Vector Table | ③ Reference Manual vs. | 5.4.2 |
| | ⑤ Header | |
| Package and Pinout | ③ Datasheet vs. | 5.4.3 |
| | ⑦ STM32CubeMX | |
| Pin Functions | ③ Datasheet vs. | 5.4.4 |
| | ⑦ STM32CubeMX | |
| Register Descriptions | ④ Reference Manual vs. | 5.4.5 |
| | ⑤ Header vs. ⑥ SVD | |

Table 3: Compared sources and their respective sections.

5.4.1 Device Identifiers

Before we can compare any datasets, we first need to understand which devices they belong to. This mapping needs to be non-overlapping so that we can have an unambiguous relation from the device identifier to a dataset for comparison. The ⑦ STM32CubeMX database [64] includes a list of 3098 STM32 devices. We removed all devices for which no datasheet or reference manual exists, which retains 3024 devices. For each ③ datasheet, we produce the list of identifiers as an n -fold cartesian product, which generates a total of 14302 STM32 identifiers, a four-fold increase over STM32CubeMX. Using the STM32 identifier schema, we compare the two data sources in Table 4.

| Identifier Keys | STM32CubeMX | Datasheet |
|----------------------|-------------|-------------------|
| Family+Name | 167 | 171 +4 |
| +Pin | 656 | 679 +23 |
| +Size | 1230 | 1266 +36 |
| +Package | 1770 | 4576 +2806 |
| +Variant | 1985 | 6666 +4681 |
| +Temperature | 2744 | -180 9698 +7134 |
| +Temperature+Variant | 3024 | -205 14302 +11483 |

Table 4: Incrementally appending keys to the STM32 device naming schema shows that the datasheet extraction significantly overstates the number of produced devices, whereas some valid temperature keys are missing from datasheets.

The identifier set matches well until the package key is added when the datasheet identifier list explodes with 2806 additional devices. Our implementation does not respect that the pin key, describing the number of pins on a device, interlocks with the package key, and therefore not all combinations can be valid. When we add the temperature key, the missing devices begin to manifest with the full STM32CubeMX identifier list containing 205 devices that cannot be mapped to a datasheet since they are missing these temperature key combinations. Since we could not find any mention of junction temperature in any of the relevant datasheet text or tables, we can only extract 2819 (93 %) devices from the documentation. However, these generated identifiers map onto each datasheet and reference manual without any overlaps or gaps.

5.4.2 Interrupt Vector Table

The interrupt vector table is extracted from the ③ reference manual and compared with the ⑤ CMSIS header files. We can only check for naming conflicts at the same position, but not for completeness, since the reference manual contains the maximum population of the vector table, but the header files remove the vectors for peripherals not available on the device. We also ignore datasheets for multi-core devices that implement incomparable, shared interrupt tables, leaving 2751 (91 %) devices to compare.

| Hierarchy Level | Total Memory Map Size | Reference Manual | CMSIS Header | CMSIS-SVD | Overlap | Matching |
|-----------------|-----------------------|------------------|--------------|-----------|---------|----------|
| Peripherals | 55 376 B | 78.8 % | 78.7 % | 87.5 % | 77.2 % | 64.4 % |
| Registers | 1 188 994 B | 79.7 % | 73.8 % | 71.6 % | 74.9 % | 48.3 % |
| Bit Fields | 5 711 619 bit | 73.6 % | 48.2 % | 73.5 % | 60.0 % | 30.6 % |

Table 5: The flat memory map locations are contributed similarly by all three sources, except for the bit fields, where the CMSIS header files are missing a significant amount of data. We call memory locations with more than one source overlapping. If the names of overlapping locations are identical after normalization, we call them matching. The overlap of memory locations gets progressively worse per hierarchy level, with matching locations yielding unacceptably incomplete results.

| Hierarchy Level | Conflict Size | Total Map Size | Conflict-Free Locations | Overlap Map Size | Matching Locations |
|-----------------|---------------|----------------|-------------------------|------------------|--------------------|
| Peripherals | 2 748 B | 55 376 B | 95.0 % | 42 752 B | 93.6 % |
| Registers | 35 406 B | 1 188 994 B | 97.3 % | 891 044 B | 96.0 % |
| Bit Fields | 379 180 bit | 5 711 619 bit | 93.3 % | 3 425 903 bit | 88.9 % |

Table 6: The number of conflicts per level and their percentage of conflict-free locations relative to the total size of the memory map or just the locations where two or more sources overlap. The low overlap of just 60 % (cf. Table 5) lowers the bit field numbers even more.

| Hierarchy Level | Resolvable by Majority Vote | Reference Manual + CMSIS Header | CMSIS Header + CMSIS-SVD | CMSIS-SVD + Reference Manual | Matching and Resolved Locations |
|-----------------|-----------------------------|---------------------------------|--------------------------|------------------------------|---------------------------------|
| Peripherals | 44.1 % | 78.9 % | 19.8 % | 1.3 % | 96.4 % |
| Registers | 41.7 % | 40.1 % | 15.5 % | 44.4 % | 97.7 % |
| Bit Fields | 63.0 % | 38.8 % | 22.9 % | 38.3 % | 95.9 % |

Table 7: Conflicts can be resolved by majority vote only if two sources agree over one other. The reference manual and header files agree the most; however, this pattern becomes less clear at bit-field level. With the voting mechanism, we can increase the accuracy of the memory map, but only for overlapping locations.

Our pipeline discovered and assigned the correct table for all devices after normalizing vector names. We matched 187 887 out of 190 109 (**98.8 %**) **compared vector positions**. Of the mismatched positions, 1115 (0.6 %) were completely missing, while 1107 (0.6 %) mostly only differed by a single digit or letter.

5.4.3 Package and Pinout

The package and pinout are extracted from a shared table in the ③ datasheet (cf. Figure 2), which contains a package name, the pin positions, and its associated pin name. We compared 2819 devices with a total of 247 756 pins from the ⑦ STM32CubeMX database against the data derived from the datasheets by first finding the correct package, which was successful for 2810 (93 %) devices, and then matching both the name and the position of the pin on the package.

With these fixes, we matched 247 466 (**99.88 %**) **matched pin positions and names**. We are left with 53 devices that share 290 issues where pins were either missing, added, or unequal in their name and/or position. We investigated each issue manually and classified them into 12 mistakes in the datasheet and 8 issues with the STM32CubeMX database,

as detailed in the appendix (Tables 9 and 10). The largest source of errors is the confusion of packages in devices with an optional switched mode power supply feature, which is identified by the variant key and only differs slightly, followed by missing entries or typos in datasheet tables, with plain wrong data being very rare. In no cases did we find bugs in our pipeline implementation or evaluation code, with the packages for 9 devices simply missing from the datasheet.

5.4.4 Pin Functions

In this evaluation step, we compare the pin function tables in the ③ datasheets (cf. Figure 2) with the ⑦ STM32CubeMX database. We must exclude the STM32F1 device family due to a different hardware implementation of pin functions, leaving us with 2692 devices with a total of 1 107 035 pin functions. However, since the pin function tables in the datasheet contain the union of functions for all devices described, we can only check for conflicts in a signal name against the alternate and additional function index. After the normalization step, we find 1 064 965 (**96.2 %**) **matching pin-function pairs**, with the remaining 42 070 pairs either missing, added, or wrong in one or the other source. All device families have

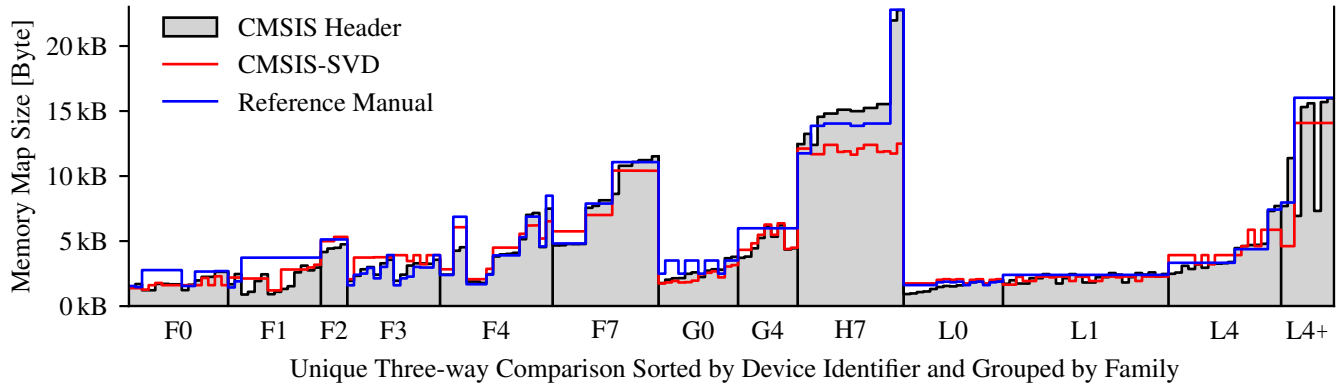


Figure 5: For this graph, we arrange the total peripheral memory map sizes for each comparison by device family and alphabetical order. Simpler device families, such as the STM32F0 and STM32L0, have smaller peripheral maps than complex devices, such as STM32H7 and STM32L4+. The memory maps extracted from the PDF reference manuals can compete with the machine-readable sources. Notice how closely the reference manual matches the CMSIS header for the STM32F3 family, while the SVD files are better suited for STM32G4 devices.

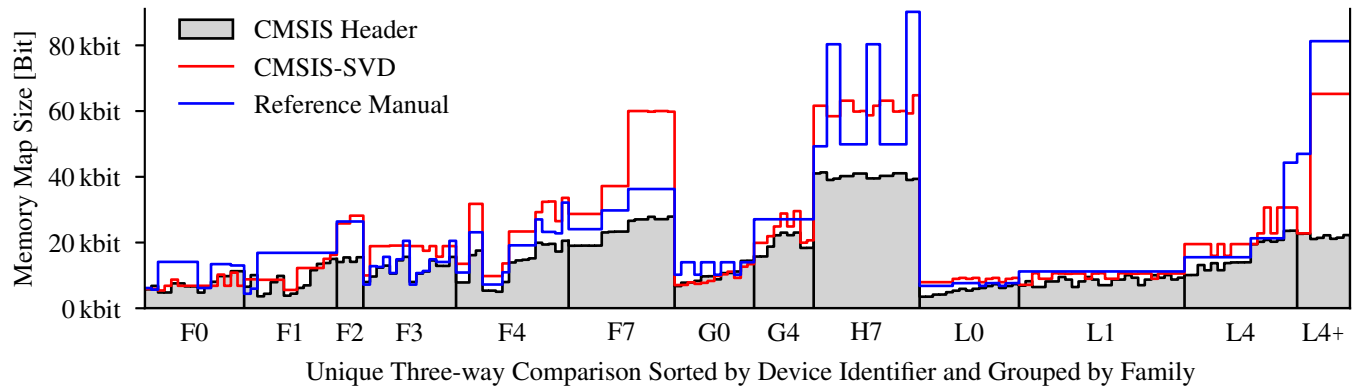


Figure 6: The large differences between the bit field memory maps can be explained by the CMSIS header files omitting descriptions for registers with only a single bit field, thus significantly reducing the map’s total size. The effect is multiplied when a device contains large arrays of registers with only one bit field, as seen with the STM32L4+ devices. In contrast, the SVD files can define all possible bit fields, even if they do not exist on the specific device, as shown with the STM32F7 family.

a relative conflict rate of between 0.8 % and 8.2 %, as listed in the appendix (Table 11). However, the STM32L1 family has a relative conflict rate of 20 %, pointing to a systemic issue in the data, which we investigated manually. A selection of the most prominent patterns is part of the appendix (Table 12).

5.4.5 Register Descriptions

To evaluate the register description, we compare three sources: the ④ reference manuals, the ⑤ CMSIS header files, and the ⑥ CMSIS-SVD files. We only compare STM32 devices with an identical MMIO design (excluding ARMv8-M designs), which leaves 2621 (87 %) devices for which all three sources exist. Since these sources have limited device resolution, we perform 183 unique three-way comparisons by checking for name conflicts but not completeness.

Each register description is a tree structure made of pe-

ripherals \ni registers \ni bit fields. Therefore, we perform the same conflict check at each level. We convert each level into a flat memory map by expanding the peripheral, register, or bit field from the tuple [address, width] into a range of bytes or bits with the corresponding name attached. The total size of each memory map and the amount each source contributes and overlaps are listed in Table 5.

To better understand these numbers, we plot the size of the memory map per three-way comparison, starting with the register level in Figure 5. The figure visualizes how closely our pipeline can reconstruct the register map from the reference manual. The reason for the large discrepancies in the STM32H7 devices is due to the CMSIS header files defining registers related to dual-core management, which are not classified as peripherals in the reference manual or simply omitted in the CMSIS-SVD files. The bit field memory map sizes in Figure 6 show a lack of data from the CMSIS header

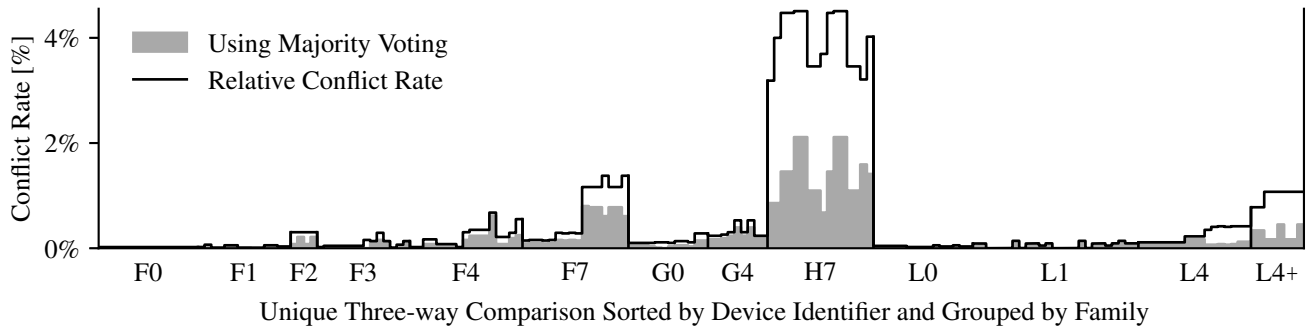


Figure 7: The distribution of register conflicts is not equally distributed, with simple devices having almost no conflicts, while complex devices in the STM32H7 family have a significant 4% conflict rate. The opportunity to use majority voting also decreases with complex devices.

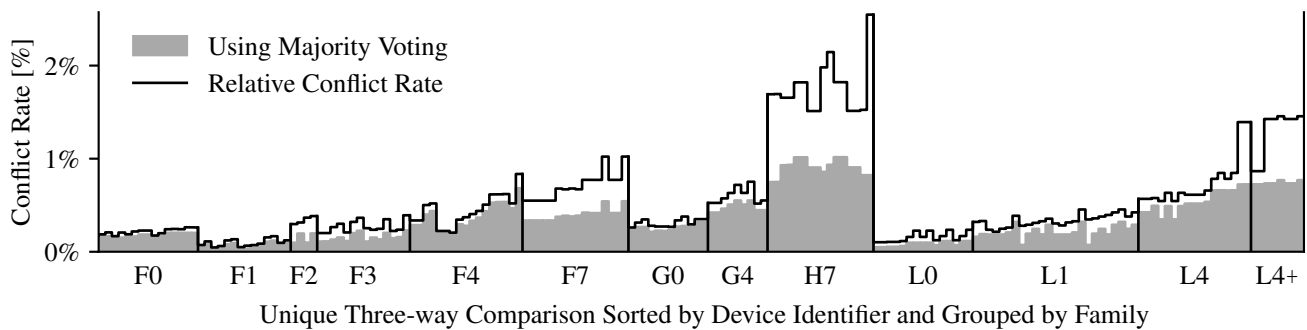


Figure 8: The distribution of bit field conflicts is spread wider than for the registers; however, it compensates with an even higher use of majority voting across all devices.

files compared to the reference manuals and SVD files. On inspection, we noticed that the CMSIS header files do not contain bit field definitions for registers that consist of only a single integer value since a 32-bit or 16-bit value can be natively constructed using the C types `uint32_t` or `uint16_t`, respectively.

We continue our evaluation by highlighting all memory locations whose names do not match after normalization for all three levels resulting in Table 6. Compared to the whole memory map size, over 97% of register locations are conflict-free; for bit fields, still 93% of locations are conflict-free. We can improve these results with majority voting, which requires two agreeing sources overruling one other per location. These requirements are fulfilled by about 42–63% of overlapping memory locations, as shown in Table 7. We can also see significant differences per level in the source combinations that agreed most during the voting process, particularly on register and bit field level, where the combinations using the reference manuals agree most often, demonstrating the accuracy and usefulness of our pipeline. This simple voting mechanism is sufficient to significantly improve the percentage of conflict-free overlapping memory, resulting in **98% of registers and 96% of bit fields**.

When visualizing the relative conflict rate of registers per device family in Figure 7, we discover that both the conflict distribution as well as the majority voting opportunities are not equally distributed among the memory maps. The largest amount of conflicts is attributed to the STM32F7, STM32H7, and STM32L4+ families, which are complex microcontrollers. Simpler devices exhibit fewer conflicts to begin with and a higher share of successful majority voting. For the bit field conflict distribution shown in Figure 8, these patterns are spread more widely, and the simpler devices have even more opportunities to use majority voting.

When we aggregate the register conflicts into the top five associated peripherals as compiled in the appendix (Table 13), the STM32H7 devices alone are responsible for over half of the observed conflicts. Comparing the three sources manually, we discovered most of the colliding register locations to have aliases with differing bit fields depending on the peripheral runtime configuration. While our ④ reference manual pipeline extracts these location aliases faithfully, the ⑥ CMSIS-SVD files do not always encode these aliases correctly, and the ⑤ CMSIS headers get compromised by using a single neutral name instead of a C union. Our linear memory map model does not model multiple names per location and, instead, keeps only the last name of register or bit field aliases,

| Dataset | Sources | Method of Comparison | Result | N |
|------------------------|---|---|--|---------------|
| Device Identifier | | Datasheet \supseteq CubeMX | 93.2 % | 3024 |
| Package | ③ Datasheet vs. ⑦ CubeMX | Datasheet = CubeMX | 99.68 % | 2819 |
| Pinout | | Matching pin name at package position | 99.88 % | 247756 |
| Pin Function | | Matching index for function name at pin | 96.2 % | 1107035 |
| Interrupt Vector Table | | ③ Reference Manual vs. ⑤ Header | Matching vector name at table position | 98.8 % |
| Peripheral Register | ④ Reference Manual vs. ⑤ Header vs. ⑥ SVD | Matching peripheral, register, or bit field name at byte or bit address after majority voting | 96.4 % | 42752 |
| Bit Field | | | 97.7 % | 891044 |
| | | | 95.9 % | 3425903 |
| All Datasets | All Sources | Weighted average over all data points | 96.5 % | 5910442 |

Table 8: The summary of all data comparisons we performed for this evaluation. The overall quality of the extracted data is very high when compared to the machine-readable sources.

which can lead to artificial conflicts.

We conclude our evaluation with a summary of all the compared datasets in Table 8. **Our implementation was able to match existing machine-readable data sources both in quantity and quality with a high accuracy of 96.5 %.** We took care to eliminate systemic problems in our pipelines by validating the consistency of our results and finding justifications for outliers manually.

5.5 Discussion of Findings

Overall, we studied four aspects related to technical documentation: accessing them, processing their content, encoding the extracted information, and assessing the resulting quality.

We accessed the technical documentation using a custom, vendor-specific PDF parser, implemented with only three times the effort compared to accessing machine-readable sources directly. Still, we expect our modular design to reduce this overhead when adding additional documentation styles from more vendors in the future. The accuracy of the resulting HTML is sufficient to yield reproducible results, with patches required only to repair already-existing formatting issues in the vendor-provided PDFs.

Both the table processing and a simple regex-based text mining interface were simple to implement and yielded practical performance, even for complex table structures and text fields, and derived highly-detailed datasets. We were able to derive additional context from table captions and surrounding text to further increase our device coverage. However, we found that regex-based text mining is too limiting in practice, as footnotes and text present important information often using different keywords and phrases, complicating the creation of matching patterns.

We encoded the extracted hardware description data together with our custom ontology as a knowledge graph. We solved naming differences between sources using only regex substitution patterns. For sources that supported majority voting, we were able to merge machine-readable sources with

the technical documentation to detect and repair many data conflicts automatically. The final knowledge graph is easily discoverable using third-party ontology editors, such as Protégé [39], and can be accessed via the owlready2 Python package [40] for integration with code generation tools.

Our extensive evaluation demonstrated the ability of our pipelines to extract highly accurate and complete data from the technical documentation, even when compared to (vendor-provided) machine-readable sources. On top, we were able to find issues in the machine-readable sources, particularly in the pinouts and pin functions, that would have been very difficult to detect manually. We can use these identified patterns to guide manual patching efforts much more effectively, thereby increasing the quality of all available data sources. Even for the very large and complex register descriptions, we were able to reconstruct a sufficient device resolution to match other sources and repair conflicts via majority voting. While we can send patches for machine-readable data to some of the STMicro GitHub repositories [65–67], to the best of our knowledge, a process to report issues or even encode patches for the PDF documentation is missing so far, making our HTML patches the only known mechanism to do so reliably.

These results give us high confidence in using our pipeline for extracting data without machine-readable counterparts and achieving similar accuracy, at least for STMicro technical documentation. However, the architecture of our pipelines and evaluation code is flexible enough to accommodate new data sources and vendors in the future.

5.6 Impact of our Tool

The overall accuracy and flexibility of our processor removes the bottleneck of manual data aggregation for many previously described use cases in Section 3. Projects that were limited only by accurate PDF access, such as Datasheet2SVD [48], only need to *port* the PDF \rightarrow HTML and relevant subsequent pipelines instead of starting from scratch. Once the vendor port is complete, it creates an opportunity to extract *signif-*

icant amounts of tabular data with very little effort due to the similar tabular data structures across a vendor’s product line. Projects based on machine-readable data, such as the `modm-devices` [35] and `embassy-rs` [68] projects, can now collaborate on a common data processor (cf. Figure 1), reducing implementation efforts and sharing new fixes and features.

The extraction of data also applies beyond STM32 micro-controllers: For example, about 40 % of the already converted STMicro datasheets describe sensors, storage, and communication devices, which are interfaced through external busses and controlled through registers. The `I2CDevLib` [27] and `Cyanobyte` [20] projects would strongly benefit from adapted `HTML → X` pipelines to extract device properties, create SVD register maps, and state machines to generate drivers. Since HTML is a widely used format, projects that previously relied on custom PDF parsers for highly specific tasks, such as `uConfig` [47] extracting package pinouts, can implement their data extraction directly on HTML even without using our subsequent pipelines. This flexibility can foster an ecosystem of independent data extraction pipelines that can be integrated back into our processor if needed.

Finally, in addition to this evaluation in March 2023, we performed a previous evaluation in July 2022. While STMicro released a total of 63 new datasheets and 18 new reference manuals, our pipeline only required little adaptation, mainly related to updating the HTML patches. The total number of compared data points increased by about 1.7 %, yet the relative quality presented in Table 8 varied by less than 0.3 percentage points. In addition, all intermediary results of the individual comparisons (presented in Section 5.4) were very similar, **strongly hinting that our processor implementation will remain stable long-term with very few maintenance requirements, ensuring the usefulness of our tool.**

6 Conclusion and Outlook

Our evaluation has underlined the benefits and potential of our tool—a modular processor for automatically extracting hardware descriptions from PDF technical documentation. In the following, we first conclude this paper before presenting alternative concepts and orthogonal pointers for future work.

6.1 Conclusion

Our data processor presents a significant improvement over existing generic information extraction solutions when applied to technical documentation due to a specialized PDF parser, unsupervised and fast operation, domain-specific data encoding, and highly accurate results. Our extensive evaluation results confirm that our pipelines are free of systemic issues and can extract information relevant to existing code generation use cases with very high accuracy. In addition, our tool is immediately applicable to a number of open-source projects that would significantly benefit from its use.

With over 150 thousand captioned tables in our HTML archive of STMicro technical documentation, they showcase the significant potential for extracting data not available in a machine-readable format and therefore provide access to information only published in the documentation. We expect many *entirely new* use cases to be made possible with our tool that are unrelated to code generation: comparing revisions of PDF documents in normalized HTML form, linking code to sections of documentation automatically, using constraint solvers to find layout solutions for pin signal usage in electronic design, validating compatibility of existing software drivers with newly released microcontrollers.

6.2 Potential Tool Improvements

We anticipate three specific improvements to our tool that increase its usefulness even beyond our current usage:

Text Mining. Our implementation uses regex pattern matching to find information in text, which is a brittle and error-prone manual process. However, since technical documentation uses a lot of domain-specific jargon with many nouns and abbreviations only making sense in context, the use of traditional text mining approaches may be difficult. However, cutting-edge machine learning projects accessing PDFs using large language models show significant promise and can output data in structural form as well [14, 81, 82]. A solution could be to enrich these machine-learning models with the knowledge graph generated by our tool [19, 77].

Processing Figures. For our work, we only focused on tables and text in the technical documentation since table processing is a well-researched approach, and the table content mirrored the data in the machine-readable source most accurately. However, in addition to the 152 041 tables, the STMicro datasheets and reference manuals also contain 52 568 figures. Other applications could benefit from processing these figures since some data, especially state machine diagrams and board pinouts, is only encoded graphically. We could convert the Postscript-based graphics into scalable vector graphics to preserve the vector and text data [16] so that it can be programmatically accessed later on. For example, quasi-regular tabular structures in figures can be found using whitespace analysis [7, 10, 53] or by interpreting text in geometric shapes such as rectangles as imaginary table cells, which allows using table processing for content extraction. However, more complex figures will require more specialized approaches with a better understanding of graphics rendering.

Mathematical formulas are a special case of graphics mixed with text, e.g., $\sqrt{2}$, which our implementation cannot correctly detect or convert. An approach could be to convert them to a markup language such as MathML [74] using a machine-learning model [12].

Performance. Converting over 150 thousand PDF pages of STMicro documentation to HTML currently takes a few hours (cf. Section 5.2). While the PDF parsing library `pdfium` [46]

is implemented in C++, the majority of the pipeline is written in native Python code and thus relatively slow. A rewrite of the PDF \rightarrow HTML pipeline entirely in C++ or Rust could significantly improve conversion times and apply future pipeline improvements to a large set of documents much faster. The remaining pipelines, however, are less compute intensive and may therefore benefit less from a rewrite.

Other Technical Documents. Our PDF \rightarrow HTML pipeline design is highly flexible, and its implementation already supports two distinct PDF formats from STMicro. We are confident that adapting our pipeline to PDFs from other vendors is feasible with only limited effort. However, the multitude of technical documentation, also unrelated to electronic hardware designs, hinders the implementation of a single universal solution (pipeline). For these expert domains, extending our processor can be a first step to making a lot of data accessible.

6.3 Future Work

We also anticipate future work in the fields of knowledge modeling and machine learning to be enabled by our tool.

Hardware Ontologies. While many general-purpose and specialized ontologies that allow complex reasoning about their knowledge domain are available, we were unable to discover an ontology that captures electronic hardware. As we described in Section 3.3, existing use cases are limited to machine-readable datasets, which are highly specialized. Our tool can solve this chicken-and-egg problem by making the large amounts of data in technical documentation accessible, thus creating the demand for a hardware ontology.

With a sufficiently large ontology comes the ability to reason about hardware, enabling, for example, implicitly comparing and discovering peripheral implementations of the same bus protocol between different microcontrollers, even if they do not support these protocols officially. Such details can be particularly helpful for parts selection and cost minimization.

Semantic Datasheets. Knowledge graphs in OWL format can be encoded directly in HTML as part of the semantic web technology stack [42], resulting in a format that is both human- and machine-readable. This concept can be extended to validate the document's and knowledge graph's integrity using rule languages [33]. By integrating JavaScript into the HTML document, the encoded structural information can be made discoverable interactively directly inside the documents. Presenting knowledge to a domain expert effectively also presents a usability challenge worth investigating.

Machine Learning. The main challenge for creating effective machine-learning models is finding suitable training data. Our tool can output finely tuned, deterministic, and large datasets for every conversion pipeline with a reasonable manual implementation effort and excellent quality that a model can be trained against. The trained models can then extract ontologies and data from documents without support in our tool or from unrelated knowledge domains.

There are many more opportunities for future work to build on our data processor to extract information from technical documentation in other fields than just for firmware development. Our tool lays the foundation for developing challenging new use cases that require automatically processing technical documentation and thus provides a vital contribution to improving the porting process of embedded software. We will actively maintain our tool in an open-source project to foster its evolution [37].

Acknowledgement

We thank the reviewers and area chair for their valuable feedback. We are grateful to Eduard Vlad for testing the artifacts and improving their documentation as well as to Roman Matzutt for proof-reading the manuscript.

Artifacts

The specific processor evaluated in this paper has been archived [1]. We will further develop and maintain the processor as an open-source project on GitHub [37] under a MPLv2 license and we welcome pull requests that augment our provided data pipelines.

References

- [1] Paper Artifact: Data Processor. <https://github.com/salkinium/pdf-data-extraction-jsys-artifact>, 2023.
- [2] Andrea Acquaviva, Nicola Bombieri, Franco Fummi, and Sara Vinco. Semi-automatic generation of device drivers for rapid embedded platform development. *IEEE Transactions on Computer-Aided Design of Integrated Circuits and Systems*, 32(9):1293–1306, 2013. <https://doi.org/10.1109/TCAD.2013.2257924>.
- [3] AdaCore: CMSIS-SVD to Ada Generator. <https://github.com/AdaCore/svd2ada>, 2015.
- [4] CMSIS Project Page. https://arm-software.github.io/CMSIS_5, 2015.
- [5] Bruce Belson, Wei Xiang, Jason Holdsworth, and Bronson Philippa. C++20 Coroutines on Microcontrollers – What We Learned. *IEEE Embedded Systems Letters*, 13(1):9–12, 2020. <https://doi.org/10.1109/LES.2020.2973397>.
- [6] Jacob Beningo and Anglin. *Reusable Firmware Development*. Springer, 2017. <https://doi.org/10.1007/978-1-4842-3297-2>.

- [7] Hui Chao and Jian Fan. Layout and Content Extraction for PDF Documents. In *Proceedings of the 6th International Workshop on Document Analysis Systems (DAS '04)*, pages 213–224. Springer, 2004. https://doi.org/10.1007/978-3-540-28640-0_20.
- [8] Hsin-Hsi Chen, Shih-Chung Tsai, and Jin-He Tsai. Mining tables from large scale HTML texts. In *Proceedings of the 18th International Conference on Computational Linguistics (COLING '00)*, 2000. <https://doi.org/10.3115/990820.990845>.
- [9] Xu Chu, Yeye He, Kaushik Chakrabarti, and Kris Ganjam. TEGRA: Table Extraction by Global Record Alignment. In *Proceedings of the 2015 ACM SIGMOD International Conference on Management of Data (SIGMOD '15)*, pages 1713–1728, 2015. <https://doi.org/10.1145/2723372>.
- [10] Christopher Clark and Santosh Divvala. PDFFigures 2.0: Mining Figures from Research Papers. In *Proceedings of the 2016 IEEE/ACM Joint Conference on Digital Libraries (JCDL '16)*, pages 143–152. IEEE, 2016. <https://doi.org/10.1145/2910896>.
- [11] A C++, compile-time, reactive RTOS for the Stack Resource Policy based Real-Time For the Masses kernel. <https://github.com/korken89/crect>, 2017.
- [12] Yuntian Deng, Anssi Kanervisto, Jeffrey Ling, and Alexander M. Rush. Image-to-Markup Generation with Coarse-to-Fine Attention. In *Proceedings of the 34th International Conference on Machine Learning (ICML '17)*, pages 980–989. JMLR.org, 2017. <https://doi.org/10.5555/3305381.3305483>.
- [13] Datasheet: STM32F303. <https://www.st.com/resource/en/datasheet/stm32f303vc.pdf>.
- [14] Alexander Dunn, John Dagdelen, Nicholas Walker, Sanghoon Lee, Andrew S Rosen, Gerbrand Ceder, Kristin Persson, and Anubhav Jain. Structured information extraction from complex scientific text with fine-tuned large language models. *arXiv preprint arXiv:2212.05238*, 2022. <https://doi.org/10.48550/arXiv.2212.05238>.
- [15] Wolfgang Ecker, Wolfgang Müller, and Rainer Dömer. *Hardware-dependent Software*. Springer, 2009. <https://doi.org/10.1007/978-1-4020-9436-1>.
- [16] David W. Embley, Matthew Hurst, Daniel Lopresti, and George Nagy. Table-processing paradigms: a research survey. *International Journal of Document Analysis and Recognition (IJ DAR)*, 8(2):66–86, 2006. <https://doi.org/10.1007/s10032-006-0017-x>.
- [17] David W. Embley, Cui Tao, and Stephen W. Liddle. Automating the extraction of data from HTML tables with unknown structure. *Data & Knowledge Engineering*, 54(1):3–28, 2005. <https://doi.org/10.1016/j.datak.2004.10.004>.
- [18] Ivan Ermilov, Sören Auer, and Claus Stadler. User-driven Semantic Mapping of Tabular Data. In *Proceedings of the 9th International Conference on Semantic Systems (I-SEMANTICS '13)*, pages 105–112, 2013. <https://doi.org/10.1145/2506182.2506196>.
- [19] Hao Fei, Yafeng Ren, Yue Zhang, Donghong Ji, and Xiaohui Liang. Enriching contextualized language model from knowledge graph for biomedical information extraction. *Briefings in bioinformatics*, 22(3):bbaa110, 2021. <https://doi.org/10.1093/bib/bbaa110>.
- [20] Nicholas Felker. Design of Cyanobyte: An Intermediate Representation to Standardize Digital Peripheral Datasheets for Automatic Code Generation. In *Proceedings of the 2020 IEEE Sensors Applications Symposium (SAS '20)*, pages 1–6. IEEE, 2020. <https://doi.org/10.1109/SAS48726.2020.9220074>.
- [21] Gabriel Gaspar, Peter Fabo, Michal Kuba, Juraj Dudak, and Eduard Nemlaha. MicroPython as a Development Platform for IoT Applications. In *Proceedings of the 9th Computer Science On-line Conference on Intelligent Algorithms in Software Engineering (CSOC '20)*, pages 388–394. Springer, 2020. https://doi.org/10.1007/978-3-030-51965-0_34.
- [22] TinyGo - A Go Compiler For Small Places. <https://tinygo.org>, 2018.
- [23] Aidan Hogan, Eva Blomqvist, Michael Cochez, Claudia d'Amato, Gerard de Melo, Claudio Gutierrez, Sabrina Kirrane, José Emilio Labra Gayo, Roberto Navigli, Sebastian Neumaier, et al. Knowledge Graphs. *Synthesis Lectures on Data, Semantics, and Knowledge*, 12(2):1–257, 2021. <https://doi.org/10.1145/3447772>.
- [24] Krisztián Holman and Zoltán Szabó. Microcontroller based application prototyping using domain specific modeling. In *Proceedings of the 2015 IEEE 13th International Symposium on Applied Machine Intelligence and Informatics (SAMI '15)*, pages 199–202. IEEE, 2015. <https://doi.org/10.1109/SAMI.2015.7061875>.
- [25] Lars Huning, Timo Osterkamp, Marco Schaarschmidt, and Elke Pulvermüller. Seamless Integration of Hardware Interfaces in UML-based MDSE Tools. In *Proceedings of the 16th International Conference on Software Technologies (ICSOFT '21)*, 2021. <https://doi.org/10.5220/0010575802330244>.

- [26] Matthew Francis Hurst. *The Interpretation of Tables in Texts*. PhD thesis, University of Edinburgh, 2000. URL: <https://ethos.bl.uk/OrderDetails.do?uin=uk.bl.ethos.515564>.
- [27] Open-source device database for I²C devices. <https://www.i2cdevlib.com>, 2011.
- [28] Rebecca Jahn. *Reasoning in Knowledge Graphs: Methods and Techniques*. PhD thesis, TU Wien, 2021. <https://doi.org/10.34726/hss.2021.82944>.
- [29] Shah Khusro, Asima Latif, and Irfan Ullah. On methods and tools of table detection, extraction and annotation in PDF documents. *Journal of Information Science*, 41(1):41–57, 2015. <https://doi.org/10.1177/0165551514551903>.
- [30] Christopher Kormanyos. *Real-Time C++: Efficient Object-Oriented and Template Microcontroller Programming*. Springer, 2018. <https://doi.org/10.1007/978-3-662-56718-0>.
- [31] Zephyr Embedded RTOS. <https://www.zephyrproject.org>, 2014.
- [32] The DeviceTree Specification. <https://www.devicetree.org>, 2016.
- [33] Sonia Mehla and Sarika Jain. Rule Languages for the Semantic Web. In *Emerging Technologies in Data Mining and Information Security: Proceedings of IEMIS 2018, Volume 1*, pages 825–834. Springer, 2019. https://doi.org/10.1007/978-981-13-1951-8_73.
- [34] modm: a barebone embedded library generator. <https://modm.io>, 2009.
- [35] modm-devices: curated data for AVR and ARM Cortex-M devices. <https://github.com/modm-io/modm-devices>, 2016.
- [36] Aggregated CMSIS header files for STM32. <https://github.com/modm-io/cmsis-header-stm32>, 2017.
- [37] modm-data: Hardware Description Data Processor. <https://github.com/modm-io/modm-data>, 2023.
- [38] MicroPython – Python for Microcontrollers. <https://micropython.org>, 2014.
- [39] Mark A. Musen. The Protégé Project: A Look Back and a Look Forward. *AI Matters*, 1(4):4–12, 2015. <https://doi.org/10.1145/2757001.2757003>.
- [40] Owlready2: Ontology-oriented programming in Python. <https://owlready2.readthedocs.io>, 2017.
- [41] Rasmus Berg Palm, Florian Laws, and Ole Winther. Attend, Copy, Parse End-to-end information extraction from documents. In *Proceedings of the 2019 International Conference on Document Analysis and Recognition (ICDAR '19)*, pages 329–336. IEEE, 2019. <https://doi.org/10.1109/ICDAR.2019.00060>.
- [42] Archana Patel and Sarika Jain. Present and Future of Semantic Web Technologies: a Research Statement. *International Journal of Computers and Applications*, 43(5):413–422, 2021. <https://doi.org/10.1080/1206212X.2019.1570666>.
- [43] PDF 32000-1:2008 Format Specification. <https://www.iso.org/standard/51502.html>, 2008.
- [44] Tabula Project. <https://tabula.technology>, 2012.
- [45] InstaBuild: Image-based Footprint and Pinout Parser. <https://www.snapeda.com/instabuild>, 2013.
- [46] PDFium: PDF rendering library. <https://pdfium.google.com/pdfium>, 2013.
- [47] uConfig: PDF-to-KiCAD Pinout Footprint Parser. <https://github.com/Robotips/uConfig>, 2017.
- [48] Datasheet PDF-to-SVD Parser. <https://github.com/brainstorm/datasheet2svd>, 2020.
- [49] pypdfium: Python bindings to PDFium. <https://github.com/pypdfium2-team/pypdfium2>, 2021.
- [50] Martha O. Perez-Arriaga. *Automated Development of Semantic Data Models Using Scientific Publications*. PhD thesis, University of New Mexico, 2018. URL: https://digitalrepository.unm.edu/cs_etds/89.
- [51] Sebastian Plamauer and Martin Langer. Evaluation of MicroPython as Application Layer Programming Language on CubeSats. In *Proceedings of the 30th International Conference on Architecture of Computing Systems (ARCS '17)*, pages 1–9. VDE, 2017. URL: <https://ieeexplore.ieee.org/abstract/document/7948548>.
- [52] pygount: count lines of code using pygments. <https://pypi.org/project/pygount>, 2016.
- [53] J.-Y. Ramel, Michel Crucianu, Nicole Vincent, and Claudie Faure. Detection, extraction and representation of tables. In *Proceedings of 7th International Conference on Document Analysis and Recognition (ICDAR '03)*, pages 374–378. IEEE, 2003. <https://doi.org/10.1109/ICDAR.2003.1227692>.

- [54] Roya Rastan. *Automatic Tabular Data Extraction and Understanding*. PhD thesis, University of New South Wales, Sydney, Australia, 2017. <https://doi.org/10.26190/unsworks/19565>.
- [55] Roya Rastan, Hye-Young Paik, and John Shepherd. A PDF Wrapper for Table Processing. In *Proceedings of the 2016 ACM Symposium on Document Engineering (DocEng '16)*, pages 115–118, 2016. <https://doi.org/10.1145/2960811.2967162>.
- [56] Roya Rastan, Hye-Young Paik, John Shepherd, Seung Hwan Ryu, and Amin Beheshti. TEXUS: table extraction system for PDF documents. In *Proceedings of the 29th Australasian Database Conference on Databases Theory and Applications (ADC '18)*, pages 345–349. Springer, 2018. https://doi.org/10.1007/978-3-319-92013-9_30.
- [57] Johannes Rausch, Octavio Martinez, Fabian Bissig, Ce Zhang, and Stefan Feuerriegel. DocParser: Hierarchical Document Structure Parsing from Renderings. In *Proceedings of the 35th AAAI Conference on Artificial Intelligence (AAAI '21)*, 2021. <https://doi.org/10.1609/aaai.v35i5.16558>.
- [58] RustEmbedded: CMSIS-SVD to Rust Generator. <https://github.com/rust-embedded/svd2rust>, 2016.
- [59] Embedded Rust. <https://github.com/rust-embedded>, 2017.
- [60] embassy-rs. <https://github.com/embassy-rs>, 2020.
- [61] Gunar Schirner, Andreas Gerstlauer, and Rainer Domer. Automatic Generation of Hardware dependent Software for MPSoCs from Abstract System Specifications. In *Proceedings of the 13th Asia and South Pacific Design Automation Conference (ASP-DAC '08)*, pages 271–276. IEEE, 2008. <https://doi.org/10.1109/ASPDAC.2008.4483954>.
- [62] Alexey Shigarov, Andrey Altaev, Andrey Mikhailov, Viacheslav Paramonov, and Evgeniy Cherkashin. TabyPDF: web-based system for PDF table extraction. In *Proceedings of the 24th International Conference on Information and Software Technologies (ICIST '18)*, pages 257–269. Springer, 2018. https://doi.org/10.1007/978-3-319-99972-2_20.
- [63] STM32 32-bit ARM Cortex-M microcontrollers. <https://www.st.com/en/microcontrollers-microprocessors/stm32-32-bit-arm-cortex-mcus.html>, 2007.
- [64] STM32CubeMX Initialization Code Generator. <https://www.st.com/en/development-tools/stm32cubemx.html>, 2008.
- [65] STM32 CMSIS-SVD Patches. <https://github.com/stm32-rs/stm32-rs/tree/master/devices>, 2017.
- [66] STM32Cube MCU Overall Offer. https://github.com/STMicroelectronics/STM32Cube_MCU_Overall_Offer, 2019.
- [67] STM32 Open Pin Data. https://github.com/STMicroelectronics/STM32_open_pin_data, 2020.
- [68] embassy-rs: stm32-data. <https://github.com/embassy-rs/stm32-data>, 2021.
- [69] CMSIS-SVD Collection Repository. <https://github.com/posborne/cmsis-svd>, 2015.
- [70] CMSIS System View Description Documentation. https://arm-software.github.io/CMSIS_5/SVD/html/index.html, 2015.
- [71] Extensible ARM CMSIS SVD spec based, multi-language source code generator. <https://github.com/postspectacular/cmsis-svd-srcgen>, 2015.
- [72] SVDCConv: CMSIS-compliant device header file generator. https://www.keil.com/pack/doc/cmsis/SVD/html/svd_SVDCConv_pg.html, 2015.
- [73] Yuri A. Tijerino, David W. Embley, Deryle W. Lonsdale, and George Nagy. Ontology Generation from Tables. In *Proceedings of the 4th International Conference on Web Information Systems Engineering (WISE '03)*, pages 242–249. IEEE, 2003. <https://doi.org/10.1109/WISE.2003.1254487>.
- [74] W3C Math. <https://www.w3.org/Math>, 2014.
- [75] Xinxin Wang. *Tabular abstraction, editing, and formatting*. PhD thesis, 1996. URL: <http://hdl.handle.net/10012/10962>.
- [76] Kevin Weiss, Michel Rottluthner, Thomas C. Schmidt, and Matthias Wählisch. PHiLIP on the HiL: Automated Multi-Platform OS Testing With External Reference Devices. *ACM Transactions on Embedded Computing Systems*, 20(5s):1–26, 2021. <https://doi.org/10.1145/3477040>.
- [77] Michihiro Yasunaga, Hongyu Ren, Antoine Bosselut, Percy Liang, and Jure Leskovec. QA-GNN: Reasoning with Language Models and Knowledge Graphs for Question Answering. *arXiv preprint arXiv:2104.06378*, 2021. <https://doi.org/10.48550/arXiv.2104.06378>.

- [78] Song Yin, Li Li Huang, Hong Zhao, Yang Wang, and Ping Xia. Portability of WSN sensor driver using abstraction layer and FSM. In *Proceedings of the 2010 International Conference on Frontiers of Manufacturing and Design Science (ICFMD '10)*, volume 44, pages 461–465. Trans Tech Publ, 2011. <https://doi.org/10.4028/www.scientific.net/AMM.44-47.461>.
- [79] Gohar Zaman, Hairulnizam Mahdin, Khalid Husain, Atta-ur Rahman, Jemal Abawajy, and Salama A. Mostafa. An Ontological Framework for Information Extraction From Diverse Scientific Sources. *IEEE Access*, 9:42111–42124, 2021. <https://doi.org/10.1109/ACCESS.2021.3063181>.
- [80] Koen Zandberg and Emmanuel Baccelli. Femto-Containers: DevOps on Microcontrollers with Lightweight Virtualization & Isolation for IoT Software Modules. arXiv:2106.12553, 2021. <https://doi.org/10.48550/arXiv.2106.12553>.
- [81] Wayne Xin Zhao, Kun Zhou, Junyi Li, Tianyi Tang, Xiaolei Wang, Yupeng Hou, Yingqian Min, Beichen Zhang, Junjie Zhang, Zican Dong, et al. A Survey of Large Language Models. *arXiv preprint arXiv:2303.18223*, 2023. <https://doi.org/10.48550/arXiv.2303.18223>.
- [82] Wei Zhou, Lan Zhang, Le Guan, Peng Liu, and Yuqing Zhang. What Your Firmware Tells You Is Not How You Should Emulate It: A Specification-Guided Approach for Firmware Emulation. In *Proceedings of the 2022 ACM SIGSAC Conference on Computer and Communications Security (SIGSAC '22)*, pages 3269–3283, 2022. <https://doi.org/10.1145/3548606.3559386>.

A Appendix

In addition to our evaluation in Section 5, we inspected several data points manually to confirm that our processor was free of systematic issues that could skew our datasets. Here, as an addendum, we present a selection of these manual evaluations based on the STMicromicro input sources from March 2023.

A.1 Pinout

The device pinouts we extracted from the technical documentation in Section 5.4.3 matched the STM32CubeMX data very accurately at 99.88 %, with only 20 discrepancies. We, therefore, manually investigated these issues by comparing the PDFs with the raw STM32CubeMX database, where we found formatting issues and confused packages to be the main source of errors. The results of our manual evaluation are encoded in Table 9 and Table 10.

A.2 Pin Functions

When we evaluated the pin functions in Section 5.4.4, we noticed that the STM32L1 device family had a significantly higher relative amount of conflicts than the rest, as shown in Table 11. Since this amount of conflicts was too much to manually inspect, we instead investigated the most prominent patterns that emerged, in particular, the conflict of an analog or special hardware function (“additional function”) with a digital signal multiplexer (“alternate function”). We verified that the hardware implementation of the alternate functions is identical across all compared devices; therefore, these conflicts are easy to detect since an analog signal cannot be routed through the digital multiplexer and neither the other way around. When we applied these assumptions to our data, we found that particularly the STM32L1 family suffers from systemic conflicts of only a few analog functions, which were mapped wrong across the whole device range, explaining why the family is such an outlier. A selection of prominent patterns, including their explanations, is presented in Table 12.

A.3 Register Descriptions

During the comparison of the register descriptions in the reference manuals, CMSIS header, and CMSIS-SVD files in Section 5.4.5, we noticed a significant amount of register conflicts in the STM32H7 devices, as listed in Table 13. Comparing the three sources manually, we found a lot of register locations to have aliases with differing bit fields depending on the peripheral runtime configuration. We also noticed slightly different names in the reference manuals than in the other sources; however, the bit field structures and their functionality appears to be compatible, according to the associated textual descriptions. We imagine these issues to be the results of the large complexity of the peripherals, having many registers with similar names and interlocking functionality.

| Affected Devices | -Missing, +Added, =Renamed Positions | Cause of Issue in Datasheet Table and Figures |
|---|--|--|
| STM32G431CByx | -A4, +A43 | Typo for position A4, figure is correct. |
| STM32L412TBy6P | -E5 | Typo for position F5, figure is correct. |
| STM32H745XxHx, STM32H747XxHx, STM32H755XxHx, STM32H757XxHx | +VDD | VDD name is placed into the position column instead of name column. |
| STM32H747ZIY6 | -A13 | Missing pin position, figure shows A13=NC. |
| STM32H750XBH6 | -G2, -F1 | Missing pin position, figure shows G2=NC, F1=NC. |
| STM32H757ZIY6 | -A13 | Missing pin position, figure shows A13=NC. |
| STM32L071VxIx, STM32L072VxIx | -E3 | Missing pin position, figure shows E3=VSS. |
| STM32L151QCH6, STM32L152QCH6, STM32L162QCH6 | -K1 | Missing pin position, figure shows K1=OPAMP3_VINM. |
| STM32L053CxUx, STM32L063CxUx | Pins 2...7 renamed | Position cells are shifted down by 1 row. |
| STM32L062C8U6 | -46 | Missing position row, figure shows 46=PB9. |
| STM32L412CBxxP | 22=(PB11, VDD), 45=(PB8, PB9), 46=(PB9, VDD) | Missing both package column and figures for the SMPS package variant. Our pipeline instead uses the closest non-variant match. |
| STM32L562QEI6P | B4=(PG15, VDD12), M11=(PG11, VDD12) | Missing both package column and figures for the SMPS package variant. Our pipeline instead uses the closest non-variant match. |

Appendix Table 9: These pin position and name mismatches are all attributed to mistakes in the datasheet: missing entries, typos in cells, and formatting issues. Our pipeline could not find two packages for devices with a switched mode power supply (SMPS) feature and instead used the closest non-variant match.

| Affected Devices | -Missing, +Added, =Renamed Positions | Cause of Issue in STM32CubeMX Database |
|--|---|---|
| STM32F038E6Y6 | E2=(PB1, NPOR) | Wrong entry, datasheet table and figure both show E2=NPOR. |
| STM32F048TxY6 | D2=(NPOR, PB1), F2=(PB1, NPOR) | Wrong entry, datasheet table and figure both show D2=PB1 and F2=NPOR. |
| STM32L452REYxP | 29 renamed pins | Uses non-variant instead of SMPS package. |
| STM32L476QxIxP, STM32L4P5QxIxS, STM32L4R5QxIxP | C6=(PG14, VDD12), L11=(PB11, VDD12) | Uses non-variant instead of SMPS package. |
| STM32L476QxIxP, STM32L4P5QxIxS, STM32L4R5QxIxP | C6=(PG14, VDD12), L11=(PB11, VDD12) | Uses non-variant instead of SMPS package. |
| STM32L4R5AII6P | C6=(PG15, VDD12), M10=(PH11, VDD12) | Uses non-variant instead of SMPS package. |
| STM32L552QEI6 | B4=(V15SMPS, PG15), M10=(VLXSMPS, PG13), M11=(V15SMPS, PG11), M9=(VDDSMPS, PG14) | Uses SMPS instead of non-variant package. |
| STM32L552VET6 | Pins 20...51, 98, 99 renamed | Uses SMPS instead of non-variant package. |
| STM32L552ZETx | Pins 31...73, 126...143 renamed | Uses SMPS instead of non-variant package. |

Appendix Table 10: The STM32CubeMX database is often using the wrong package for devices with an optional switched mode power supply (SMPS) feature as indicated by the variant key in the identifier. As shown in the first two rows, only three other pins were simply wrong, with the rest of the data matching the datasheet.

| Family | Number of Functions | Number of Conflicts | Absolute Rate of Conflicts | Relative Rate of Conflicts |
|---------|---------------------|---------------------|----------------------------|----------------------------|
| STM32H7 | 215442 | 10184 | 24.2% | 4.7% |
| STM32L1 | 30124 | 6037 | 14.3% | 20.0% |
| STM32G0 | 66469 | 3960 | 9.4% | 6.0% |
| STM32L4 | 174531 | 3889 | 9.2% | 2.2% |
| STM32F4 | 130518 | 3750 | 8.9% | 2.9% |
| STM32F7 | 114590 | 3130 | 7.4% | 2.7% |
| STM32F0 | 29487 | 2430 | 5.8% | 8.2% |
| STM32G4 | 85415 | 1539 | 3.7% | 1.8% |
| STM32F2 | 22151 | 1411 | 3.4% | 6.3% |
| STM32L0 | 62437 | 1220 | 2.9% | 2.0% |
| STM32F3 | 43468 | 1052 | 2.5% | 2.4% |
| STM32U5 | 52067 | 1047 | 2.5% | 2.0% |
| STM32L5 | 19778 | 858 | 2.0% | 4.3% |
| STM32WB | 8487 | 677 | 1.6% | 8.0% |
| STM32WL | 5888 | 384 | 0.9% | 6.5% |
| STM32H5 | 42602 | 321 | 0.8% | 0.8% |
| STM32C0 | 3581 | 181 | 0.4% | 5.1% |

Appendix Table 11: The conflict rates of pin functions sorted by absolute rate. The STM32H7 devices have the largest amount of pin functions and, therefore, also the largest absolute share of conflicts, while their relative rate of about 5 % is comparable to other families. Meanwhile, over one-fifth of the pin functions of the STM32L1 family conflict, pointing to a systemic data issue.

| Occurrences | Functions | Conflict | Description and Cause of Issues |
|--|---------------------------|--|---|
| 654 23 | COMPx_INP COMPx_INM | A≠14 | Comparator input is analog, STM32CubeMX database is wrong for the entire STM32L15x family. |
| 446 | TIMx_ETR | 1≠A | Digital signal where the STM32CubeMX database is wrong for the entire STM32L1 family. |
| 514 319 | SYS_WKUP SYS_TAMP | A≠0 | Special digital input signal hardwired into PA0 pin to wake up from deep sleep and tamper detection. STM32CubeMX database is wrong for the entire STM32L1 family. |
| 497 497 | RCC_OSC_IN RCC_OSC_OUT | A≠0 | Special analog signal that must be configured by RCC peripheral. This is a datasheet issue on some STM32F2/F4 devices and a STM32CubeMX database issue on STM32L1 family. |
| 296 105 93 69 | UCPDx_FRSTX | 6≠A 4≠A 0≠A 1≠A | Digital signal that is wrong in the STM32CubeMX database for the entire STM32G0 family. |
| 258 256 128 128 128 108 91 | TIMx_BKIN | 1≠3 13≠3 1≠12 12≠2 12≠3 1≠14 2≠3 | Digital signal collide on alternate function index, as the STM32CubeMX database for the STM32L4 and STM32L5 family contains two functions TIMx_BKIN and TIMx_BKIN2 that seem to have gotten confused. |

Appendix Table 12: A selection of the most interesting and common patterns of pin function conflicts. All of these should have been easy to catch, even without a comparison with other sources, by simply validating how digital vs. analog signals are multiplexed.

| Family | Share of Conflicts | Top 5 Peripherals with Register Conflicts | | | | |
|----------|--------------------|---|------------|------------|-----------|----------|
| STM32F0 | 0.2% | 100% DBGMCU | | | | |
| STM32F1 | 0.5% | 62% FSMC | 12% ADC | 12% USB | 6% SDIO | 3% CEC |
| STM32F2 | 1.7% | 42% ETH | 32% USB | 14% FSMC | 11% ADC | |
| STM32F3 | 1.1% | 41% ADC | 32% HRTIM | 20% EXTI | 4% CEC | 4% I2C |
| STM32F4 | 5.4% | 20% USB | 18% I2C | 15% FSMC | 14% DFSDM | 10% QSPI |
| STM32F7 | 12.6% | 48% DFSDM | 19% USB | 12% FSMC | 8% DSI | 3% ADC |
| STM32G0 | 2.0% | 56% DMA | 11% SYSCFG | 12% EXTI | 8% UCPD | 6% COMP |
| STM32G4 | 3.8% | 40% DMA | 24% HRTIM | 10% ADC | 9% FSMC | 7% UCPD |
| STM32H7 | 60.2% | 23% DMA | 17% DFSDM | 16% RAMECC | 10% ETH | 9% HRTIM |
| STM32L0 | 0.8% | 61% FLASH | 26% COMP | 13% SYSCFG | | |
| STM32L1 | 1.2% | 59% RI | 26% FSMC | 8% RTC | 7% OPAMP | |
| STM32L4 | 3.9% | 63% DFSDM | 18% RTC | 10% FSMC | 6% USB | 4% DAC |
| STM32L4+ | 6.6% | 36% DFSDM | 30% DSI | 11% FSMC | 8% DMA | 5% USB |
| Total | 100% | 22% DFSDM | 17% DMA | 11% USB | 9% RAMECC | 7% HRTIM |

Appendix Table 13: The STM32H7 family is responsible for the majority of register conflicts. The peripherals with the most conflicts are all very complex, which probably contributes to the issue in general.