



## Flavor Aversion Learning Based on Running: A Review

Sadahiko Nakajima

*Department of Psychological Science, Kwansei Gakuin University, Japan*

Wheel running establishes aversion in rats to a flavored solution consumed shortly before the running. Many studies have shown that this is a case of Pavlovian conditioning, in which the flavor and running respectively act as the conditioned stimulus (CS) and the unconditioned stimulus (US). The present article introduces some procedural variables of this running-based flavor aversion learning (FAL), including subjects, CS agents, US agents, and drive operations. This article also summarizes various behavioral features of Pavlovian conditioning demonstrated in running-based FAL, including the law of contiguity despite long-delay learning, extinction, spontaneous recovery, CS-preexposure effect, remote and proximal US-preexposure effects, degraded contingency effect, inhibitory learning by backward conditioning, stimulus overshadowing, associative blocking, and higher-order contextual control. Also reviewed are several hypotheses proposed for the underlying psychophysiological causes of running-based FAL (i.e., activation of mesolimbic dopamine system, gastrointestinal discomfort, motion sickness, energy expenditure, general stress, and anticipatory contrast). At the end of the article, we visit the question of most general interest about running-based FAL: why the pleasurable activity of voluntary running yields aversive learning in rats.

*Keywords:* conditioned taste aversion, rats, running, swimming

Wheel running seems pleasurable for many species of rodents, including laboratory rats and mice. They not only voluntarily run in activity wheels (see Novak et al., 2012; Richter et al., 2014; Sherwin, 1998, for reviews) but also emit operant behavior (e.g., bar pressing) in order to run in the wheels (e.g., Belke, 1997; Belke & Garland, 2007; Collier & Hirsh, 1971; Iversen, 1993; Kagan & Berkun, 1954). Access to a wheel also serves as a reward for maze performance (Livesey et al., 1972). Rats running in the wheels (or approaching the wheels) make 50-kHz ultrasonic chirps (Heyse et al., 2015), which is an expression of joyful emotions (Panksepp, 2007). Activity wheels are frequently introduced to rodent cages for environmental enrichment, and their salubrious effects are well documented (e.g., Brandão & Mayer, 2011; Goodrick, 1980; Maniam & Morris, 2010; Olson et al., 2006; Van Praag et al., 2000). These findings are consistent with the general view that wheel running is pleasurable and beneficial for rats and mice. However, it also works as an agent to establish conditioned flavor aversion.

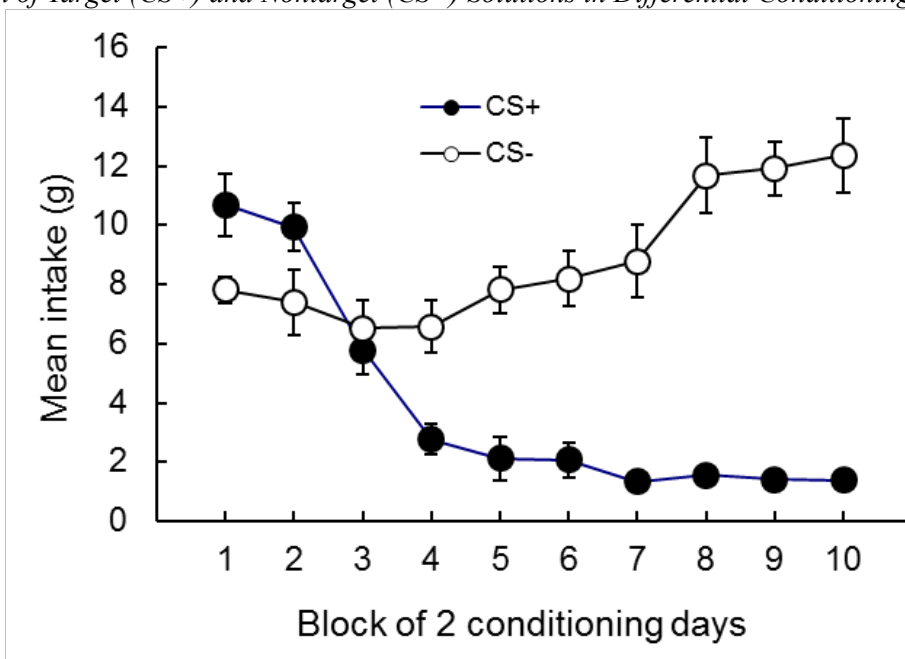
In 1996, Bow Tong Lett and Virginia Grant discovered that rats gradually learn to avoid a flavored solution consumed before voluntary running in activity wheels, indicating an apparently aversive nature of wheel running (Lett & Grant, 1996). This somewhat counterintuitive finding has been successfully replicated not only in their laboratory (e.g., Lett et al., 1998, 2001; Sparkes et al., 2003) but also in other research labs (e.g., Heth et al., 2001; Nakajima et al., 2000). These studies differ in procedural details (e.g., rat strains, flavors, characteristics of running activity, and deprivation levels), indicating the robustness and generality of the phenomenon. Because a positive correlation of a target flavor and running is necessary for this learning phenomenon, we can regard it as Pavlovian conditioning with the target flavor as the conditioned stimulus (CS) and wheel running as the unconditioned stimulus (US). In other words, as in conventional flavor aversion learning (FAL) based on poisonous drugs such as lithium chloride (LiCl), running-based FAL has been discussed in the framework of Pavlovian conditioned flavor aversion.

Figure 1 gives an example of running-based FAL of mildly water-deprived rats in an unpublished study conducted in my laboratory. Daily training began with a 15-min access to either a strawberry- or a melon-flavored solution, which was prepared daily by mixing 24 g artificial fruit juice powder (Matsuyama Confectionery, Nagoya, Japan) and 1 L tap water. The sequence of the two solutions employed over 20 days of training was SMSMSMSMSSMSMSMMS (S = strawberry, M = melon) for all 16 rats used as subjects in the study. The target solution (CS+) was strawberry-flavored and the nontarget solution (CS-) was melon-flavored for 8 rats, while the combinations were reversed for the remaining 8 rats. Immediately after drinking the target solution, the rats were confined to individual activity wheels, where they remained for 30 min of voluntary running. On the nontarget days,

the rats were directly returned to the home cages after the drinking period. We see successful differential conditioning in Figure 1, implying that a positive taste–running correlation is necessary for establishing flavor aversion.

**Figure 1**

*Mean Consumption of Target (CS+) and Nontarget (CS-) Solutions in Differential Conditioning of Rats (n = 16)*



*Note:* The data were shown in 10 blocks of 2 training days, consisting of 1 day each for target and nontarget intakes. The bars indicate standard errors. Only the target intake was followed by wheel running. The rats were male Wistar and 12 weeks old when they entered the study. Tap water was available for 10 min in the home cages 3 hours before each daily session. Unpublished data.

### Methodologies

As mentioned above, running-based FAL has been demonstrated in multiple laboratories with various procedures. Herein, I summarize some procedural variables used in these studies.

### Subjects

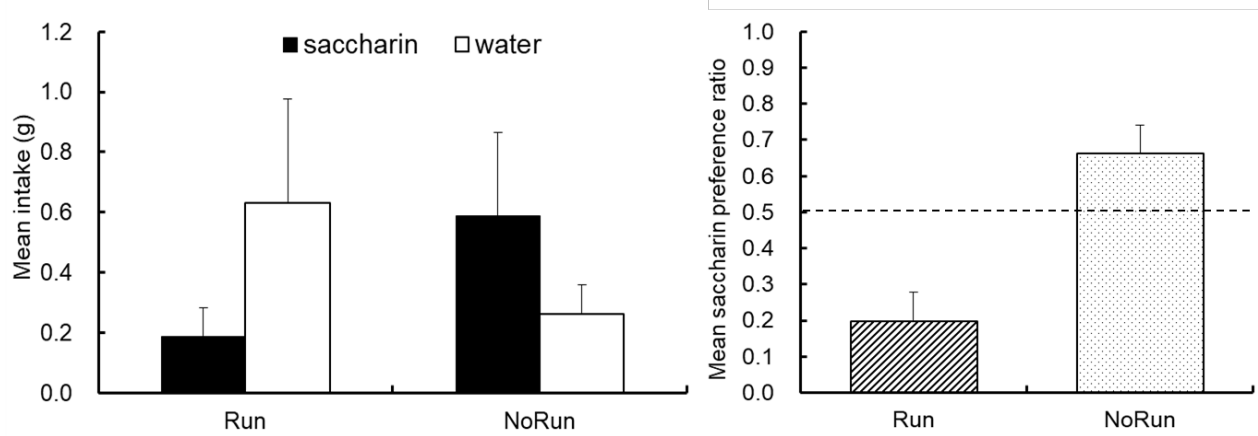
Running-based FAL has been demonstrated in many strains of rats. Sprague-Dawley rats were employed by Lett and Grant (1996; see also, e.g., Lett et al., 1998, 2001; Sparkes et al., 2003), while Wistar rats have been conventionally used in my laboratory (e.g., Hayashi et al., 2002; Nakajima et al., 2000). In another laboratory, the major subjects were JCR:LA-cp rats (e.g., Heth et al., 2001; Salvy, Heth, et al., 2004), a strain developed for the study of metabolic syndrome. Some studies have used two strains: Wistar and hooded Wistar rats (Baysari & Boakes, 2004), and Wistar and Lister rats (Dwyer et al., 2008). However, these studies did not investigate the strain differences. Notably, there are several reports on rats' strain differences in conventional, drug-based FAL (see Cunningham et al., 2009, for a review). Nakajima (2014b) compared the performances of Sprague-Dawley, Wistar, Long-Evans, Lewis, and Fischer rats using sweet (saccharin) and salty (NaCl+MSG) solutions as CSs. No reliable strain differences were obtained in terms of the strength of running-based flavor aversion despite wide variations in their body sizes and running activities.

Running-based FAL has also been demonstrated in humans (Havermans et al., 2009) with flavored syrup CSs and a treadmill-running US. A demonstration of running-based FAL in golden hamsters was reported in a conference article (Masaki, 2009), but attempts to reproduce the effect in my laboratory have been met with very limited success. Further exploration is needed to establish the standard procedures to obtain a reliable effect in hamsters.

After several failures to obtain a reliable effect in mice, we successfully demonstrated it (Nakajima & Oi, 2018): Water-deprived mice were given a 15-min access to 0.2% saccharin solution in the drinking chambers followed by a 30-min confinement in the wheels (Group Run,  $n = 4$ ) or by a 30-min stay in the drinking chambers (Group No-Run,  $n = 4$ ). After a 4-day training period, the saccharin solution and tap water were presented concurrently for 15 min to test the saccharin preference. Figure 2 summarizes the results of 2 test days. Saccharin avoidance in Group Run compared with Group No-Run is evident in the absolute intakes (the left panel) as well as in the saccharin preference ratio (the right panel), which was calculated by dividing the intake of saccharin solution by the combined intake of the saccharin solution and tap water. Group Run showed saccharin avoidance, while Group No-Run showed saccharin preference. Although this study did not control nonassociative factors, subsequent studies (Nakajima, 2019b, 2019c) controlled them and expanded the generality to solid CSs (cheese, chocolates, marshmallows, and raisins).

**Figure 2**

*Choice Test Performance of Two Groups of Mice (each  $n = 4$ ) after the Training Phase*



*Note.* Left panel: Mean fluid consumptions. Right panel: Mean saccharin preference ratios. Half of the mice (Group Run) had been trained with saccharin-running trials, while the others (Group No-Run) had been directly returned to the home cages after the saccharin intake. The bars indicate standard errors. The mice were male ICR and 9 weeks old when they entered the study. Tap water was available for 15 min in the home cages after each training or test session. Adapted from Nakajima and Oi (2018).

## CS Agents

The earliest studies on running-based FAL (Lett et al., 1998; Lett & Grant, 1996) employed complex flavor solutions as the target and control stimuli: a cocktail of sodium chloride (NaCl) and monosodium glutamate (MSG) and a cocktail of citric acid and saccharin. In later studies, however, much simpler flavored solutions, such as NaCl and saccharin solutions without added solutes were conventionally used (e.g., Hayashi et al., 2002; Nakajima et al., 2000). Some studies used solid CSs, such as flavored food pellets (Aoyama, 2007), dog biscuits (Sparkes et al., 2003), and cheese and raisins (Nakajima, 2019a).

It is notable that the word “flavor” includes not only gustatory sensation (i.e., taste) but also olfactory sensation (i.e., odor) and somatosensation (i.e., texture and temperature). As in poison-based FAL studies, a majority of research on running-based FAL does not explicitly distinguish these sensory components of the flavors, but we implicitly expect the primary cue to be gustatory in many cases especially when the target flavor provides little olfactory and somatosensory cues (e.g., saccharin solution at room temperature). Gustatory and olfactory cues were equally effective in the aforementioned human study (Havermans et al., 2009), but this issue has not been tested in rats.

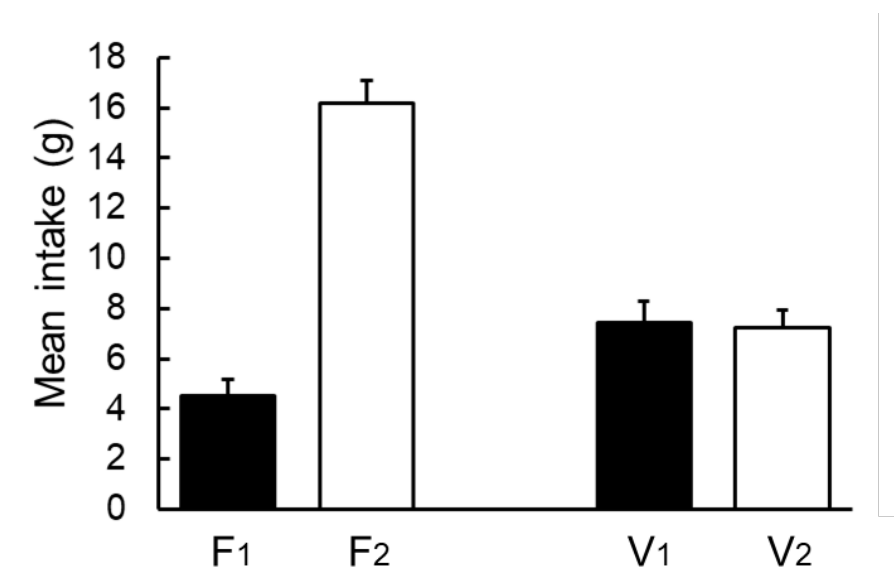
Voluntary wheel running establishes aversion not only to a paired flavor but also to a paired chamber, if rats are confined to the chamber immediately before the running (Masaki & Nakajima, 2008). In this study, the two adjacent chambers used were visually and textually unique: One had horizontally-striped walls and a stainless wire mesh floor, while the other had vertically-striped walls and a perforated aluminum floor. Differential conditioning was executed for 8 days with the physical identities of the target chamber (CS+) and the nontarget chamber (CS-) being

counterbalanced across subjects. In the post-training choice test, the rats avoided the target chamber and stayed in the nontarget chamber, implying that running established aversion to the visual and/or textual cues of the running-paired chamber.

Despite this finding, as in radiation- or drug-based aversion learning (Garcia et al., 1968; Miller & Domjan, 1981), flavor cues are more dominant than visual cues in running-based aversion learning. Figure 3 provides an example (Nakajima, 2008b). Water-deprived rats ( $n = 16$ ) were given flavored solutions ( $F_1$  and  $F_2$ : 0.2% saccharin and 0.3% NaCl, counterbalanced) in colored nozzles ( $V_1$  and  $V_2$ : black and white, counterbalanced) for 12 days. Daily training began with a 15-min access to either an  $F_1V_1$  or an  $F_2V_2$  bottle (6 days each, intermixed). On the  $F_1V_1$  days, the rats were allowed to run for 15 min immediately after drinking from the bottle. On the  $F_2V_2$  days, the rats were directly returned to the home cages after the drinking period. This 12-day differential compound conditioning was followed by a 2-day element test, in which the rats chose between  $F_1$  and  $F_2$  (flavor-cue testing with neutral silver-colored nozzles) and between  $V_1$  and  $V_2$  (visual-cue testing with neutral tap water). As shown in Figure 3, the rats avoided  $F_1$  compared to  $F_2$ , suggesting conditioned flavor aversion, while the consumption from the  $V_1$  and  $V_2$  bottles was equivalent, implying no conditioned color aversion.

**Figure 3**

*Mean Fluid Consumption of Rats ( $n = 16$ ) in the Element Test Executed after Differential Compound Conditioning*



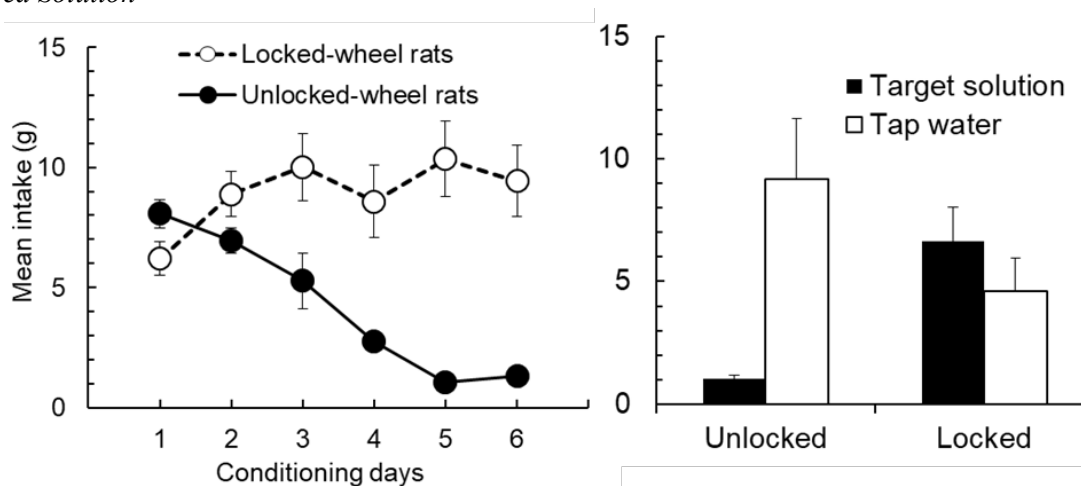
*Note.* The rats had been trained in 6 blocks of 2 training days, consisting of 1 day each for the  $F_1V_1$  compound followed by running and the  $F_2V_2$  compound followed by non-running. In the element test, the rats chose between  $F_1$  and  $F_2$  (flavor cue testing), and between  $V_1$  and  $V_2$  (visual cue testing). The bars indicate standard errors. The rats were male Wistar and 8 weeks old when they entered the study. Tap water was available for 15 min in the home cages after each training or test session. Adapted from Nakajima (2008b).

### US Agents

Many studies on running-based FAL employed closed and freely moving activity wheels for creating flavor aversion in the rats. Confinement in the locked wheels had no effect (Hayashi et al., 2002; Heth et al., 2001). An example is depicted in Figure 4 (Nakajima, 2014a). Mildly-water-deprived rats ( $n = 7$ ) were given a 15-min access to a melon-flavored solution. Immediately after the drinking period, 4 rats were confined to locked wheels for 30 min, while the remaining 3 rats were in unlocked wheels for the same period. Only the latter rats acquired aversion to the target flavor as illustrated in the conditioning performance and in the post-training choice test performance.

**Figure 4**

*Mean Fluid Consumption of the Rats Confined to the Locked (n = 4) or Unlocked (n = 3) Wheels after Consumption of the Flavored Solution*

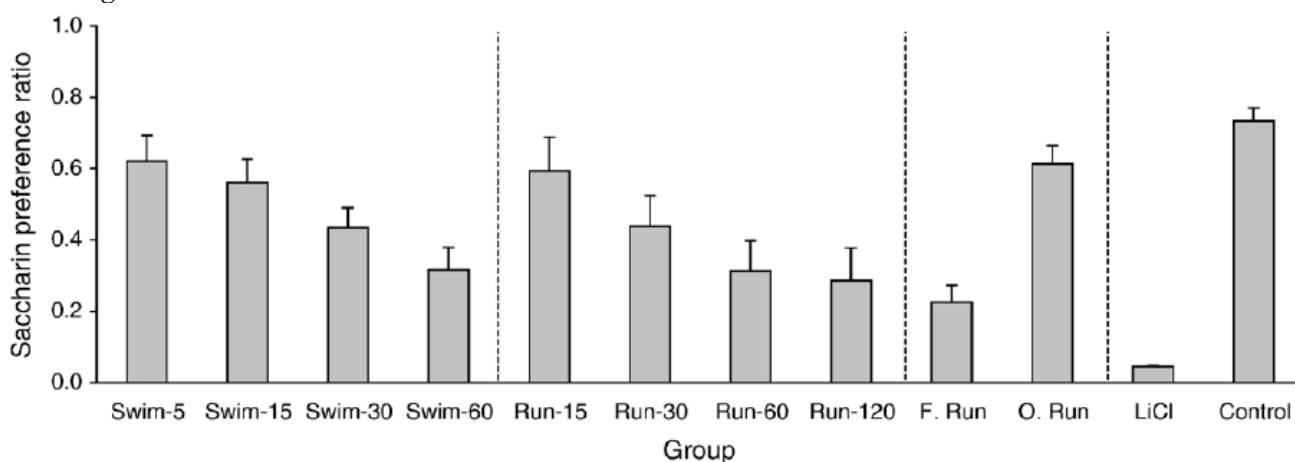


*Note.* Left panel: Performance of the two groups of rats in the conditioning phase. Right panel: Two-choice test data. The bars indicate standard errors. The rats were male Wistar and 9–10 weeks old when they entered the study. Tap water was available for 15 min in the home cages 3 hours before each training session. Adapted from Nakajima (2014a).

The degree of running-based flavor aversion is a positive function of the length of time (duration) that rats are confined to unlocked wheels. This claim comes from the results of Hayashi et al. (2002) who compared multi-trial FAL based on 5-, 15-, and 30-min running opportunities and of Masaki and Nakajima (2006) who assessed one-trial FAL based on 15-, 30-, 60-, and 120-min running opportunities (see the second section of Figure 5).

**Figure 5**

*Mean Saccharin Preference Ratios of 12 Groups of Rats (Each n = 8) Calculated from the Choice Test after a Single Conditioning Trial*



*Note.* Swim-5, Swim-15, Swim-30, and Swim-60 = forced swimming for 5, 15, 30, and 60 min, respectively. Run-15, Run-30, Run-60, and Run-120 = voluntary running for 15, 30, 60, and 120 min, respectively, in closed wheels. F. Run = forced running for 60 min, O. Run = voluntary running for 120 min in open wheels. LiCl = an injection of 0.15 M LiCl at 2% bodyweight. Control = directly returning to the home cages. The bars indicate standard errors. The rats were male Wistar and 9–10 weeks old when they entered the study. Tap water was available for 60 min in the home cages 3 hr after the session. Adapted from Masaki and Nakajima (2006).

Flavor aversion can be established not only by voluntary running in an unlocked closed wheel, but also by forced running in a motor-driven closed wheel (Eccles et al., 2005; Forristall et al., 2007; Masaki & Nakajima, 2006). Although the comparison of Groups Run-60 and F. Run in Figure 5 gives an impression that forced running appears slightly more effective than voluntary running, the distance travelled by the forced running rats (Group F.Run) was twice as long as that by the voluntary running rats (Group Run-60) in this study. Forristall et al. (2007) reported that voluntary running produced greater flavor aversion than forced running when the distance travelled was matched between the groups.

Some studies have employed an open wheel with an adjacent cage (Wahmann wheel) to demonstrate running-based FAL in rats (e.g., Dobek et al., 2012; Salvy, Pierce, et al., 2004; Satvat & Eikelboom, 2006). Salvy, Heth, et al. (2004) failed to obtain a reliable difference in multitrial FAL between 20- and 60-min running opportunities in Wahmann wheels. Direct comparison between open and closed wheels (O. Run and Run-120 respectively in Figure 5) suggests the superiority of closed wheels. This is also the case in mice (Nakajima, 2019c).

Notably, there is a single report of FAL based on confinement in a flat circular alley for 30 min (Lett et al., 1999), implying that the curved surface structure of the activity wheel is not a necessary condition for establishing aversion. Future research needs to replicate this finding and clarify what kind of physical activities in the alley are critical to yield aversion to a paired flavor.

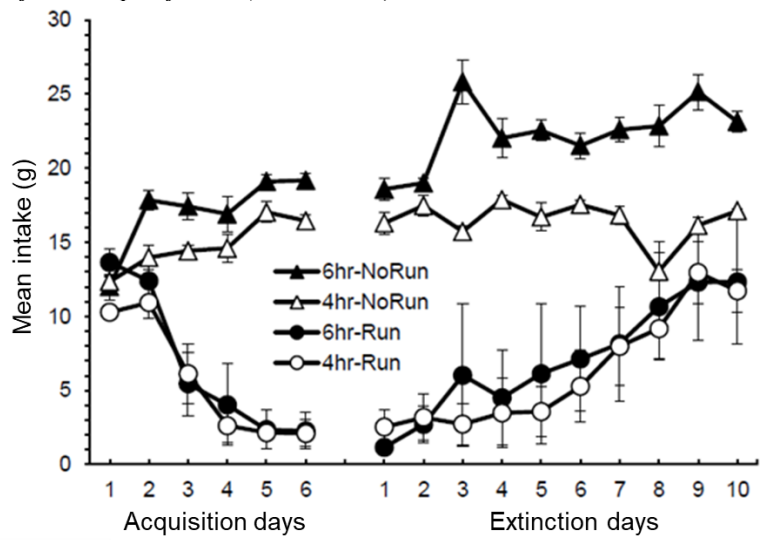
Swimming in a water pool also works as a US for FAL in rats. A series of studies conducted in my laboratory (Masaki & Nakajima, 2004a, 2004b, 2005, 2006, 2010; Nakajima, 2004, 2015b, 2018b; Nakajima & Masaki, 2004) have revealed several critical factors for this swimming-based FAL. First, water levels (i.e., the necessity of swimming) determine the degree of flavor aversion. Second, being wet is not effective in itself; a water shower yields no flavor aversion. Third, the degree of swimming-based flavor aversion is a positive function of the length of time (duration) that rats are confined to pools (see the first section of Figure 5). Fourth, 22°C water effectively establishes flavor aversion, while the aversion based on swimming in 30°C or 38°C water is weak and ambiguous. Fifth, swimming-based flavor aversion is establishable with a 30-min delay between CS and US. Finally, simultaneous conditioning procedures (swimming in flavored water) yield a very weak flavor aversion.

## **Drive Operations**

Lett and Grant (1996) employed rats undergoing food and water deprivation, while Lett et al. (1998) used rats that were nondeprived. A majority of the later studies have employed water-deprived but not food-deprived rats as subjects in order for rats to drink a target solution. However, water deprivation prevents easy detection of FAL when deprivation-induced thirst overcomes conditioned aversion of a flavored solution. This is frequently the case in running-based FAL because the acquired aversion is conventionally weak. This difficulty is solved in two ways: (1) using mildly water-deprived rats as subjects in the studies (see, e.g., Figure 1 and the left panel of Figure 4), and (2) assessing FAL in post-training two choice testing (see, e.g., Figure 2 and the right panel of Figure 4). It is noteworthy that a brief access to tap water 4- or 6-hr before the daily sessions yields clear acquisition and extinction curves of running-based FAL (Figure 6).

**Figure 6**

*Mean Fluid Consumption of 4 Groups of Rats (Each n = 4)*



*Note.* All rats were given a 15-min access to an NaCl+MSG solution before confinement in activity wheels or plastic cases for 30 min. Rats were given access to tap water for 15 min in the home cages either 6 or 4 hr before the session. In the extinction phase, all rats were directly returned to the home cage after the NaCl+MSG solution intake. The bars indicate standard errors. The rats were male Long-Evans and 24 weeks old when they entered the study. Adapted from Nakajima and Hashimoto (2013).

### Parallels with Other Pavlovian Conditioning Preparations Including Poison-based FAL

Although the running-based flavor aversion is weak in effect compared with poison-based flavor aversion, many behavioral features of Pavlovian conditioning have been demonstrated in this preparation as shown in Table 1 (see also Boakes & Nakajima, 2009, for an early review). All of the features shown in this table have been also demonstrated in poison-based FAL: law of contiguity despite long-delay learning (e.g., Garcia et al., 1966; Nachman, 1970), extinction and spontaneous recovery (e.g., Berman et al., 2003; Rosas & Bouton, 1996), CS-preexposure effect (e.g., Fenwick et al., 1975; Nagaishi & Nakajima, 2008), remote US-preexposure effect (see Riley & Simpson, 2000, for a review), proximal US-preexposure effect (see Best, 1982, for a review), degraded contingency effect (Monroe & Baker, 1979), inhibitory learning by backward conditioning (e.g., Green & Garcia, 1971; Hasegawa, 1981), stimulus overshadowing (e.g., Bond, 1983; Lindsey & Best, 1973), associative blocking (e.g., Gillan & Domjan, 1977; Revusky, 1977), and higher-order contextual control (e.g., Loy & López, 1999; Nakajima et al., 1995). Some of these have been reported in swimming-based FAL. For example, previous swimming experience strongly alleviates swimming-based flavor aversion (remote US pre-exposure effect; Masaki & Nakajima, 2004a, 2010).

**Table 1**

*Features of Pavlovian Conditioning Demonstrated in Running-based Flavor Aversion Learning (FAL) in Rats*

Features of Pavlovian conditioning	Running-based FAL studies
Conditioning is strong when the CS-US interval is short (law of contiguity) <sup>a</sup>	Hayashi et al., 2002
Conditioned responding disappears by presentation of the CS without the US (extinction) and reappearance of responding after a rest period (spontaneous recovery)	Nakajima, 2018c
Familiarization with a CS interferes with subsequent conditioning (CS-preexposure effect, latent inhibition)	Heth & Pierce, 2007; Satvat & Eikelboom, 2006; Sparkes et al., 2003

Features of Pavlovian conditioning	Running-based FAL studies
Familiarization with a US interferes with subsequent conditioning (remote US-preexposure effect)	Baysari & Boakes, 2004; Hughes & Boakes, 2008; Nakajima, 2015a; Nakajima et al., 2006; Salvy et al., 2002
Pretrial presentation of a US interferes with conditioning (proximal US-preexposure effect)	Nakajima, 2020a
Presentation of an extra US between the trials interferes with conditioning (degraded contingency effect)	Nakajima, 2008a
The US-then-CS trial sequence yields negative conditioned responding (inhibitory learning by backward conditioning)	Dobek et al., 2012; Hughes & Boakes, 2008; Salvy, Pierce, et al., 2004
An added cue interferes with conditioning to a target CS (stimulus overshadowing)	Nagaishi & Nakajima, 2010
A separately trained cue (CS <sub>1</sub> ) interferes with conditioned responding to CS <sub>2</sub> , which is always presented with CS <sub>1</sub> in conditioning (associative blocking)	Pierce & Heth, 2010
Background cues modulate responding evoked by a target CS (higher-order contextual control)	Hashimoto & Nakajima, 2013

*Note.* <sup>a</sup> Long-delay conditioning is also available as in poison-based FAL.

## Hypotheses

Several hypotheses have been proposed for the underlying psychophysiological process of running-based FAL. This section introduces them and discusses their validation and/or invalidation.

### Activation of Mesolimbic Dopamine System

It is well documented that physical exercise influences the mesolimbic dopamine system in humans and animals (see Meeusen & Piacentini, 2001, for a review). Lett and Grant (1996) proposed, in their original report on running-based FAL, that running acts like rewarding drugs, such as amphetamine and morphine on the brain system. Because there is vast literature on FAL based on rewarding drugs (see Lin et al., 2014, 2017; Verendeev & Riley, 2012, for reviews), it is straightforward to conjecture that the same or at least a similar process operates in running-based FAL. Support for the mesolimbic dopamine hypothesis comes from conditioned place preference studies. Rats and mice learn to prefer the chamber paired with rewarding drugs (see Tzschentke, 1998, 2007, for reviews). The reports that rats come to prefer the place paired with wheel running (Belke & Wagner, 2005; Lett et al., 2000, 2001, 2002) appear to validate the mesolimbic dopamine hypothesis. However, all of these reports employ a trial sequence of running-then-chamber, which is a procedure of backward conditioning (i.e., US-CS pairing). In contrast, forward pairings (i.e., chamber-then-running) yield aversion to the paired chamber (Masaki & Nakajima, 2008). Backward pairings sometimes cause conditioning of a process which is opposite of the process primarily elicited by the US (Schull, 1979; Solomon, 1980; Wagner, 1981; Wagner & Larew, 1985). Acquisition of the opponent process by the backward conditioning procedure has been demonstrated in poison-based FAL in rats (i.e., conditioned taste preference rather than taste aversion), if the poison-then-flavor trial was repeated in training (e.g., Green & Garcia, 1971; Hasegawa, 1981). In running-based FAL, Dobek et al. (2012), Salvy, Pierce, et al. (2004), and Hughes and Boakes (2008) reported conditioned flavor preference when wheel running preceded target flavor intake (i.e., backward conditioning; see the seventh feature of Table 1). Notably, a study reports conditioned place preference in golden hamsters by a simultaneous conditioning procedure (Antoniadis et al., 2000). However, this is explicable in terms of the opponent process theory (Solomon, 1980), as these hamsters had a prior running experience in the home cages (E. A. Antoniadis, personal communication, August 8, 2007), which would have fostered a pleasant sensation of

relief from the aversive property of running. Hence, such a post-running pleasant state would condition preference for the running chamber (see Masaki & Nakajima, 2008, for a detailed account).

Another inconvenient fact for the mesolimbic dopamine hypothesis comes from microstructure analysis of fluid-licking behavior conducted by Dwyer et al. (2008). These researchers revealed that running-based flavor aversion differs from amphetamine-based flavor aversion in the palatability change of the target flavor, implying that these aversions do not share a common psychophysiological state (Dwyer et al., 2008). A more recent study, however, found similar palatability changes between running- and amphetamine-based flavor aversions (Lin et al., 2012).

### **Gastrointestinal Discomfort**

In a personal communication to Lett et al. (1999), John Garcia ascribed the psychophysiological cause of FAL to gastrointestinal discomfort (e.g., nausea) induced by running. Unfortunately, we are unable to directly measure nausea in rats because they cannot vomit due to neuroanatomical reasons (Horn et al., 2013). Nevertheless, we have at least five positive pieces of evidence for this hypothesis. First, Eccles et al. (2005) reported that an anti-emetic drug (granisetron) injection prevented running-based FAL, implying that nausea plays a major role in establishing running-based FAL. Second, Nakajima et al. (2006) demonstrated that running-based FAL is alleviated not only by preexposure to running (remote US-preexposure effect; see the fourth section of Table 1) but also by prior injection of emetic LiCl (cross-US familiarization effect), suggesting that a common process (presumably nausea) is physiologically habituated by preexposure.

Third, Dwyer et al. (2008) found a reduction in taste palatability, reflected in the microstructure of fluid-licking behavior, for running-based FAL as well as for LiCl-based FAL, concluding that running- and LiCl-based flavor aversions are commonly caused by nausea. Fourth, negative orofacial and somatic reactions, such as gaping, chin rubbing, and paw treading (Grill & Norgren, 1978) are evoked by the flavor paired with running, at least when the running is accompanied with a rocking movement of the wheel (Grant et al., 2012). Because similar disgust reactions are evoked by the flavor paired with emetics such as LiCl but not the flavor paired with rewarding drugs (Parker, 2014), we straightforwardly deduce that running-based FAL and emetic-based FAL share the same psychophysiological state (i.e., nausea).

Finally, rats consume kaolin clay in the home cages after running in wheels (Nakajima, 2016a, 2018d, 2019a; Nakajima & Katayama, 2014) or swimming in water pools (Nakajima, 2016b, 2020b). Because kaolin clay intake is generated by a variety of nausea-inducing treatments, including the administration of irradiation (Yamamoto et al., 2002, 2011) and emetic drugs such as LiCl (e.g., Mitchell et al., 1976; Nakajima, 2018a; Watson & Leitner, 1988; Yamamoto et al., 2004), it has been regarded as indicative of nausea in rats (Andrews & Horn, 2006). Running- and swimming-generated kaolin consumptions, hence, indicate that these activities induce nausea in rats.

These findings, taken together, strongly suggest that the psychophysiological state responsible for running-based FAL is gastrointestinal discomfort. However, there is a negative piece of evidence against this hypothesis. The amount of gastrointestinal discomfort reported by human participants after treadmill running did not predict the size of acquired flavor aversion (Havermans et al., 2009).

### **Motion Sickness**

The gastrointestinal discomfort hypothesis does not specify which characteristics of wheel running cause nausea in rats. Forristal et al. (2007), however, have argued that motion sickness induced by the collateral back-and-forth “rocking” movements of free wheels results in nausea in rats. We consider this conjecture here. It is well documented that motion sickness induced by rotation of a turn table works as an effective US agent for establishing FAL in rats (e.g., Braun & McIntosh, 1973; Green & Rachlin, 1973, 1976; Haroutunian & Riccio, 1975). Rotation-induced motion sickness also produces disgust reactions (Ossenkopp et al., 2003) and kaolin clay intake (e.g., McCaffrey, 1985; Mitchell, Krusemark, et al., 1977; Mitchell, Laycock, et al., 1977). Therefore, the motion sickness hypothesis seems to be a reasonable explanation for running-based FAL. Furthermore, Grant et al. (2012), who carefully manipulated the rocking movements of the wheels, demonstrated that reduction of rocking movements reduced the disgust reactions.

It is notable, however, that reduction of rocking movements had little effect on running-based FAL, suggesting that the major psychophysiological cause of running-based FAL is not gastrointestinal discomfort. As mentioned earlier, FAL has been reported with motorized wheels, which had no rocking movements (Eccles et al., 2005; Forristall et al., 2007; Masaki & Nakajima, 2006). According to Forristall et al. (2007), wheel running activates the mesolimbic dopamine system, which is the major factor of FAL, and rocking movements add another US agent (nausea) to augment the FAL. Contrary to this claim, running in a motorized wheel itself appears to induce nausea because it also generates kaolin clay consumption in rats (Nakajima, 2016a). Another shortcoming of the motion sickness hypothesis is that it cannot explain FAL based on running in a circular alley (Lett et al., 1999) or a treadmill (Havermans et al., 2009). Swimming-based FAL (e.g., Nakajima & Masaki, 2004) is also inexplicable according to the motion sickness hypothesis. Thus, another psychophysiological process is needed for these types of learning.

### **Energy Expenditure**

In concluding our first article on running-based FAL in rats, we proposed another possibility as follows: “Rats learn to prefer flavors that are associated with caloric restoration (Fedorchak, 1997). Conceivably, they can also learn to avoid the tastes that are associated with energy expenditure, a result of wheel running” (Nakajima et al., 2000, pp. 40–41). If energy expenditure resulting from wheel running works as a US for FAL, other physical activities or motor exercises should also create flavor aversion in rats. Indeed, our initial research on swimming-based FAL (Nakajima & Masaki, 2004) was driven by this hypothesis. Successful demonstration of swimming-based FAL, thus, is a good piece of evidence for the energy- expenditure hypothesis. However, there are two rebuttals to this hypothesis. First, energy supply by glucose, which is expected to compensate energy expenditure, did not alleviate running-based FAL in rats (Nakajima, 2011). Second, conspecific fighting, which is another exhausting activity, failed to work as an effective US for establishing flavor aversion in rats (Nakajima et al., 2012).

### **General Stress**

Mainly drawing on his cross-US familiarization studies of drugs and motion sickness (e.g., Braveman 1975), Braveman (1977) claimed that flavor aversions caused by a variety of USs have a common underlying process that he ascribed to certain stress-induced physiological changes such as the elevation of plasma corticosterone levels (e.g., Ader, 1976; Hennessy et al., 1976; Smotherman et al., 1976). Following this line of speculation, we proposed that the underlying psychophysical cause of running- and swimming-based flavor aversions is general stress (Nakajima et al., 2006). The aforementioned failure to demonstrate fighting-based FAL (Nakajima et al., 2012), however, makes this hypothesis improbable because conspecific fighting is highly stressful (see Blanchard et al., 2001; Caldwell, 2006; Martinez et al., 1998, for reviews).

### **Anticipatory Contrast**

All of the aforementioned hypotheses are based on the aversive property of running. However, voluntary wheel running is a pleasurable activity for rats and mice, as discussed in detail in the next section. It is noteworthy that Grigson (1997, 2008) has interpreted FAL based on rewarding drugs in the theoretical framework of anticipatory contrast developed by Flaherty (1982, 1996), namely, anticipation of the availability of a highly preferred drug lowers the hedonic valence of a target solution. For example, saccharin–morphine pairings lead to a reduction in rats' saccharin intake, which is accompanied by a conditioned blunting of the accumbens' dopamine response (i.e., pleasurable neural reaction) to the saccharin cue (Grigson & Hajnal, 2007). The same process might be at work for running-based FAL: Rats gradually become reluctant to consume a target solution because they favorably anticipate wheel running. This possibility, recently proposed by Nakajima (2019b), should be evaluated in future research.

### **Why Rats Voluntarily Run in Activity Wheels to Acquire a Flavor Aversion**

As noted in the introduction of this article, wheel running is pleasurable and beneficial for rats and mice. However, it is a physical stressor: It activates both the sympathetic nervous system, resulting in epinephrine production, and the hypothalamic-pituitary-adrenal (HPA) axis, resulting in glucocorticoid production and HPA axis feedback (Mul, 2018). Wheel running also induces gastrointestinal discomfort, as mentioned earlier. Thus, these negative effects may serve as a US for FAL in rats and mice.

The hedonically bivalent nature of wheel running might be related to the biphasic nature of running: The onset of running is pleasurable, but the aversive property of running gradually overtakes its pleasant nature. In short, running has a delightful start with a distressful ending. More than half a century ago, Hundt and Premack (1963) argued that all self-initiated behaviors, including wheel activity, are self-terminated, and the “on–off systems” of these behaviors are capable of generating both positive and negative reinforcement. In the framework of this argument, the US agent of running-based FAL should be the secondary, aversive property of wheel running.

### **Running and Swimming**

Running- and swimming-based flavor aversions have been addressed in the same framework, because these are both physical activities (Boakes & Nakajima, 2009). However, rats do not voluntarily swim in water pools, and, thus, the forced procedure is employed in swimming-based FAL studies. Forced swimming evokes many stress-related physiological, endocrine, and immune changes including elevation of plasma corticosterone and alterations in monoamine levels in a variety of brain regions (e.g., Abel, 1993, 1994; Connor et al., 1997). There seems to be no pleasurable period of activity in the case of swimming. In other words, swimming is hedonically monophasic and not biphasic, as wheel running is.

Prior swimming does not hinder subsequent running-based FAL in rats (Nakajima, 2015a). This failure to demonstrate cross-familiarization from swimming to running provides another piece of evidence that these activities cause FAL via different psychophysiological processes. Lack of cross-familiarization from LiCl to swimming (Nakajima, in press, Experiments 1A and 1B), despite cross-familiarization from LiCl to running (Nakajima et al., 2006), also implies the disparity in the psychophysiological states induced by swimming and running, only the latter of which has similarities with LiCl. The claim that swimming and LiCl induce qualitatively different psychophysiological states is also supported by the finding that sucrose aversion is stronger than saccharin aversion with the swimming US, while the opposite is the case when the US is LiCl (Nakajima, in press, Experiment 2). This CS–US suitability implies selective associations or sensitization (Bevins, 1992; Domjan, 1982), suggesting that the psychophysiological states induced by swimming and LiCl are qualitatively different.

On the other hand, the similarity of running- and LiCl-based aversions shown in the cross-familiarization test suggests that the underlying processes of these aversions share a common physiological process as already noted in the section on gastrointestinal discomfort in the "Hypotheses" section of this article.

### **Closing Remarks**

Running-based FAL has attracted attention of researchers mainly because of its hedonically bivalent nature; rats and mice voluntarily run to acquire a flavor aversion. Although its underlying psychophysiological processes have not yet been well clarified, accumulating pieces of evidence will in time make it possible. To my best knowledge, there have been no neurobiological investigations in this field of research. Future research on the neurobiological basis of running-based FAL will help in understanding the nature of this learning. Other topics to be explored are the age and sex of the animals, not only because the amount and pattern of wheel running largely depends on these variables (e.g., Eikelboom & Mills, 1988; Jakubczak, 1973; Mondon et al., 1985; Tokuyama et al., 1982), but also because these variables affect conventional, drug-based FAL (e.g., Chambers et al., 1981; Hurwitz et al., 2013; Misanin et al., 1988, 2002; Randall-Thompson & Riley, 2003).

The running-based FAL paradigm provides a convenient tool for studying aversive conditioning with minimal discomfort in laboratory rats (Nakajima, 2019a). Although aversive conditioning research has greatly contributed to our understanding of behavioral and neural mechanisms of learning and memory (Archer & Nilsson, 1989), recent concerns for laboratory animal welfare (Bayne & Turner, 2014) lead us to seek and use more humane experimental techniques than the conventional ones. In this sense, running-based FAL is a good experimental paradigm. One might argue that wheel running shares many features with pathological behavior, such as stereotypy and addiction (Richter et al., 2014; Sherwin, 1998), and that long-term exposure to wheels may cause activity anorexia under some conditions (Epling & Pierce, 1996). However, because the period of wheel confinement is brief in most studies of running-based FAL, any health problem arising from wheel running is minimal.

## Acknowledgments

The experiments performed in my laboratory and reported here were approved by the Animal Care and Use Committee of Kwansai Gakuin University (KGU), based on a Japanese law and the guidelines published by the Science Council of Japan. These studies were financially supported by KAKENHI grants from the Japanese Society for Promotion of Science (14710055, 21530779, 24530931, 15K04201, and 18K03192), the MEXT Strategic Project to Support the Formation of Research Bases at Private Universities, and a collaborative special research subsidy of KGU. All figures in the present article are from experiments executed in my laboratory: Figure 5 is reproduced with the permission of Elsevier, and the other figures show the results of an unpublished study or the data briefly noted in the national conference proceedings.

## References

- Abel, E. L. (1993). Physiological correlates of the forced swim test in rats. *Physiology & Behavior*, *54*, 309–317. [https://doi.org/10.1016/0031-9384\(93\)90116-W](https://doi.org/10.1016/0031-9384(93)90116-W)
- Abel, E. L. (1994). A further analysis of physiological changes in rats in the forced swim test. *Physiology & Behavior*, *56*, 795–800. [https://doi.org/10.1016/0031-9384\(94\)90245-3](https://doi.org/10.1016/0031-9384(94)90245-3)
- Ader, R. (1976). Conditioned adrenocortical steroid elevations in the rat. *Journal of Comparative and Physiological Psychology*, *90*, 1156–1163. <https://doi.org/10.1037/h0077290>
- Andrews, P. L., & Horn, C. C. (2006). Signals for nausea and emesis: Implications for models of upper gastrointestinal diseases. *Autonomic Neuroscience*, *125*, 100–111. <https://doi.org/10.1016/j.autneu.2006.01.008>
- Antoniadis, E. A., Ko, C. H., Ralph, M. R., & McDonald, R. J. (2000). Circadian rhythms, aging and memory. *Behavioural Brain Research*, *111*, 25–37. [https://doi.org/10.1016/S0166-4328\(00\)00145-5](https://doi.org/10.1016/S0166-4328(00)00145-5)
- Aoyama, K. (2007). Effects of post-session wheel running on within-session changes in operant responding. *Learning and Motivation*, *38*, 284–293. <https://doi.org/10.1016/j.lmot.2007.02.003>
- Archer, T., & Nilsson, T. (Eds.) (1989). *Aversion, avoidance, and anxiety: Perspectives on aversively motivated behavior*. Lawrence Erlbaum Associates.
- Bayne, K., & Turner, P. V. (Eds.) (2014). *Laboratory animal welfare*. Academic Press.
- Baysari, M. T., & Boakes, R. A. (2004). Flavour aversion produced by running and attenuated by prior exposure to wheels. *Quarterly Journal of Experimental Psychology*, *57B*, 273–286. <https://doi.org/10.1080/02724990344000132>
- Belke, T. W. (1997). Running and responding reinforced by the opportunity to run: Effect of reinforcer duration. *Journal of the Experimental Analysis of Behavior*, *67*, 337–351. <https://doi.org/10.1901/jeab.1997.67-337>
- Belke, T. W., & Garland Jr., T. (2007). A brief opportunity to run does not function as a reinforcer for mice selected for high daily wheel-running rates. *Journal of the Experimental Analysis of Behavior*, *88*, 199–213. <https://doi.org/10.1901/jeab.2007.62-06>
- Belke, T. W., & Wagner, J. P. (2005). The reinforcing property and the rewarding aftereffect of wheel running in rats: A combination of two paradigms. *Behavioural Processes*, *68*, 165–172. <https://doi.org/10.1016/j.beproc.2004.12.006>
- Berman, D. E., Hazvi, S., Stehberg, J., Bahar, A., & Dudai, Y. (2003). Conflicting processes in the extinction of conditioned taste aversion: Behavioral and molecular aspects of latency, apparent stagnation, and spontaneous recovery. *Learning & Memory*, *10*, 16–25. <https://doi.org/10.1101/lm.53703>
- Best, M. R. (1982). Nonassociative and associative sources of interference with the acquisition of a flavor aversion. In M. L. Commons, R. J. Herrnstein, & A. R. Wagner (Eds.), *Quantitative analyses of behavior* (Vol. 3: Acquisition, pp. 67–85). Ballinger Publishing.
- Bevins, R. A. (1992). Selective associations: A methodological critique. *The Psychological Record*, *42*, 57–73. <https://doi.org/10.1007/BF03399587>
- Blanchard, R. J., McKittrick, C. R., & Blanchard, D. C. (2001). Animal models of social stress: Effects of behavior and brain neurochemical systems. *Physiology & Behavior*, *73*, 261–271. [https://doi.org/10.1016/S0031-9384\(01\)00449-8](https://doi.org/10.1016/S0031-9384(01)00449-8)
- Boakes, R. A., & Nakajima, S. (2009). Conditioned taste aversions based on running or swimming. In S. Reilly & T. R. Schachtman (Eds.), *Conditioned taste aversion: Behavioral and neural processes* (pp. 159–178). Oxford University Press.
- Bond, N. W. (1983). Reciprocal overshadowing in flavour-aversion learning. *Quarterly Journal of Experimental Psychology*, *35B*, 265–274. <https://doi.org/10.1080/14640748308400892>
- Brandão, J., & Mayer, J. (2011). Behavior of rodents with an emphasis on enrichment. *Journal of Exotic Pet Medicine*, *20*, 256–269. <https://doi.org/10.1053/j.jepm.2011.07.001>
- Braun, J. J., & McIntosh, H. (1973). Learned taste aversions induced by rotational stimulation. *Physiological Psychology*, *1*, 301–304. <https://doi.org/10.3758/BF03326928>
- Braveman, N. S. (1975). Formation of taste aversions in rats following prior exposure to sickness. *Learning and Motivation*, *6*, 512–534. [https://doi.org/10.1016/0023-9690\(75\)90008-9](https://doi.org/10.1016/0023-9690(75)90008-9)

- Braveman, N. S. (1977). What studies on preexposure to pharmacological agents tell us about the nature of the aversion-inducing agent. In L. M. Barker, M. R. Best, & M. Domjan (Eds.), *Learning mechanisms in food selection* (pp. 511–530). Baylor University Press.
- Caldwell, E. E. (2006). The resident-intruder paradigm: An animal model of aggressive behavior and social stress. In M. J. Anderson (Ed.), *Tasks and techniques: A sampling of the methodologies for the investigation of animal learning, behavior and cognition* (pp. 177–187). Nova Science Publishers.
- Chambers, K. C., Sengstake, C. B., Yoder, R. L., & Thornton, J. E. (1981). Sexually dimorphic acquisition of a conditioned taste aversion in rats: Effects of gonadectomy, testosterone replacement and water deprivation. *Physiology & Behavior*, *27*, 83–88. [https://doi.org/10.1016/0031-9384\(81\)90303-6](https://doi.org/10.1016/0031-9384(81)90303-6)
- Collier, G., & Hirsch, E. (1971). Reinforcing properties of spontaneous activity in the rat. *Journal of Comparative and Physiological Psychology*, *77*, 155–160. <https://doi.org/10.1037/h0031588>
- Connor, T. J., Kelly, J. P., & Leonard, B. E. (1997). Forced swim test induced neurochemical, endocrine, and immune changes in the rat. *Pharmacology Biochemistry and Behavior*, *58*, 961–967. [https://doi.org/10.1016/S0091-3057\(97\)00028-2](https://doi.org/10.1016/S0091-3057(97)00028-2)
- Cunningham, C. L., Gremel, C.M., & Groblewski, P. A. (2009). Genetic influences on conditioned taste aversion. In S. Reilly & T. R. Schachtman (Eds.), *Conditioned taste aversion: Behavioral and neural processes* (pp. 387–421). Oxford University Press.
- Dobek, C., Heth, C. D., & Pierce, W. D. (2012). Bivalent effects of wheel running on taste conditioning. *Behavioural Processes*, *89*, 36–38. <https://doi.org/10.1016/j.beproc.2011.10.009>
- Domjan, M. (1982). Selective associations in aversion learning. In M. L. Commons, R. J. Herrnstein, & A. R. Wagner (Eds.), *Quantitative analyses of behavior* (Vol. 3: Acquisition, pp. 257–272). Ballinger Publishing.
- Dwyer, D. M., Boakes, R. A., & Hayward, A. J. (2008). Reduced palatability in lithium- and activity-based, but not in amphetamine-based, taste aversion learning. *Behavioral Neuroscience*, *122*, 1051–1060. <https://doi.org/10.1037/a0012703>
- Eccles, S., Kim, E. M., & O'Hare, E. (2005). Granisetron attenuates exercise-induced conditioned taste aversion in the rat. *Appetite*, *44*, 325–328. <https://doi.org/10.1016/j.appet.2005.02.001>
- Eikelboom, R., & Mills, R. (1988). A microanalysis of wheel running in male and female rats. *Physiology & Behavior*, *43*, 625–630. [https://doi.org/10.1016/0031-9384\(88\)90217-X](https://doi.org/10.1016/0031-9384(88)90217-X)
- Epling, W. F., & Pierce, W. D. (1996). *Activity anorexia: Theory, research and treatment*. Lawrence Erlbaum Associates.
- Fedorchak, P. M. (1997). The nature and strength of caloric conditioning. In M. E. Bouton & M. S. Fanselow (Eds.), *Learning, motivation, and cognition: The functional behaviorism of Robert C. Bolles* (pp. 255–269). American Psychological Association.
- Fenwick, S., Mikulka, P. J., & Klein, S. B. (1975). The effect of different levels of pre-exposure to sucrose on the acquisition and extinction of a conditioned aversion. *Behavioral Biology*, *14*, 231–235. [https://doi.org/10.1016/S0091-6773\(75\)90239-4](https://doi.org/10.1016/S0091-6773(75)90239-4)
- Flaherty, C. F. (1982). Incentive contrast: A review of behavioral changes following shifts in reward. *Animal Learning & Behavior*, *10*, 409–440. <https://doi.org/10.3758/BF03212282>
- Flaherty, C. F. (1996). *Incentive relativity*. Cambridge University Press.
- Forristall, J. R., Hookey, B. L., & Grant, V. L. (2007). Conditioned taste avoidance induced by forced and voluntary wheel running in rats. *Behavioural Processes*, *74*, 326–333. <https://doi.org/10.1016/j.beproc.2006.12.002>
- Garcia, J., Ervin, F. R., & Koelling, R. A. (1966). Learning with prolonged delay of reinforcement. *Psychonomic Science*, *5*, 121–122. <https://doi.org/10.3758/BF03328311>
- Garcia, J., McGowan, B. K., Ervin, F. R., & Koelling, R. A. (1968). Cues: Their relative effectiveness as a function of the reinforcer. *Science*, *160*, 794–795. <https://doi.org/10.1126/science.160.3829.794>
- Gillan, D. J., & Domjan, M. (1977). Taste-aversion conditioning with expected versus unexpected drug treatment. *Journal of Experimental Psychology: Animal Behavior Processes*, *3*, 297–309. <https://doi.org/10.1037/0097-7403.3.4.297>
- Goodrick, C. L. (1980). Effects of long-term voluntary wheel exercise on male and female Wistar rats. *Gerontology*, *26*, 22–33. <https://doi.org/10.1159/000212390>
- Grant, V. L., McDonald, S. V., Sheppard, R. C., Caldwell, C. L., Heeley, T. H., Brown, A. R., & Martin, G. M. (2012). Dissociation of conditioned taste avoidance from conditioned disgust reactions induced by wheel running in rats. *Behavioural Processes*, *90*, 223–228. <https://doi.org/10.1016/j.beproc.2012.01.011>
- Green, K. F., & Garcia, J. (1971). Recuperation from illness: Flavor enhancement for rats. *Science*, *173*, 749–751. <https://doi.org/10.1126/science.173.3998.749>
- Green, L., & Rachlin, H. (1973). The effect of rotation on the learning of taste aversions. *Bulletin of the Psychonomic Society*, *1*, 137–138. <https://doi.org/10.3758/BF03334321>
- Green, L., & Rachlin, H. (1976). Learned taste aversions in rats as a function of delay, speed, and duration of rotation. *Learning and Motivation*, *7*, 283–289. [https://doi.org/10.1016/0023-9690\(76\)90035-7](https://doi.org/10.1016/0023-9690(76)90035-7)
- Grigson, P. S. (1997). Conditioned taste aversions and drugs of abuse: A reinterpretation. *Behavioral Neuroscience*, *111*, 129–136. <https://doi.org/10.1037/0735-7044.111.1.129>
- Grigson, P. S. (2008). Reward comparison: The Achilles' heel and hope for addiction. *Drug Discovery Today: Disease Models*, *5*, 227–233. <https://doi.org/10.1016/j.ddmod.2009.03.005>
- Grigson, P. S., & Hajnal, A. (2007). Once is too much: Conditioned changes in accumbens dopamine following a single saccharin-morphine pairing. *Behavioral Neuroscience*, *121*, 1234–124. <https://doi.org/10.1037/0735-7044.121.6.1234>

- Grill, H. J., & Norgren, R. (1978). The taste reactivity test: I. Mimetic responses to gustatory stimuli in neurologically normal rats. *Brain Research*, 143, 263–279. [https://doi.org/10.1016/0006-8993\(78\)90568-1](https://doi.org/10.1016/0006-8993(78)90568-1)
- Haroutunian, V., & Riccio, D. C. (1975). Acquisition of rotation-induced taste aversion as a function of drinking-treatment delay. *Physiological Psychology*, 3, 273–277. <https://doi.org/10.3758/BF03337524>
- Hasegawa, Y. (1981). Recuperation from lithium-induced illness: Flavor enhancement for rats. *Behavioral and Neural Biology*, 33, 252–255. [https://doi.org/10.1016/S0163-1047\(81\)91729-5](https://doi.org/10.1016/S0163-1047(81)91729-5)
- Hashimoto, A., & Nakajima, S. (2013). Contextual control of running-based taste aversion in rats. *The Psychological Record*, 63, 785–802. <https://doi.org/10.11133/j.tpr.2013.63.4.006>
- Havermans, R. C., Salvy, S. J., & Jansen, A. (2009). Single-trial exercise-induced taste and odor aversion learning in humans. *Appetite*, 53, 442–445. <https://doi.org/10.1016/j.appet.2009.08.006>
- Hayashi, H., Nakajima, S., Urushihara, K., & Imada, H. (2002). Taste avoidance caused by spontaneous wheel running: Effects of duration and delay of wheel confinement. *Learning and Motivation*, 33, 390–409. [https://doi.org/10.1016/S0023-9690\(02\)00004-8](https://doi.org/10.1016/S0023-9690(02)00004-8)
- Hennessy, J. W., Smotherman, W. P., & Levine, S. (1976). Conditioned taste aversion and the pituitary-adrenal system. *Behavioral Biology*, 16, 413–424. [https://doi.org/10.1016/S0091-6773\(76\)91571-6](https://doi.org/10.1016/S0091-6773(76)91571-6)
- Heth, C. D., Inglis, P., Russell, J. C., & Pierce, W. D. (2001). Conditioned taste aversion induced by wheel running is not due to novelty of the wheel. *Physiology & Behavior*, 74, 53–56. [https://doi.org/10.1016/S0031-9384\(01\)00553-4](https://doi.org/10.1016/S0031-9384(01)00553-4)
- Heth, C. D., & Pierce, W. D. (2007). The role of pre-exposure to novel food tastes in activity-based conditioned taste avoidance. *Learning and Motivation*, 38, 35–43. <https://doi.org/10.1016/j.lmot.2006.07.001>
- Heyse, N. C., Brenes, J. C., & Schwarting, R. K. (2015). Exercise reward induces appetitive 50-kHz calls in rats. *Physiology & Behavior*, 147, 131–140. <https://doi.org/10.1016/j.physbeh.2015.04.021>
- Horn, C. C., Kimball, B. A., Wang, H., Kaus, J., Dienel, S., Nagy, A., Gathright, G. R., Yates, B. J., & Andrews, P. L. (2013). Why can't rodents vomit? A comparative behavioral, anatomical, and physiological study. *PLoS One*, 8(4), e60537. <https://doi.org/10.1371/journal.pone.0060537>
- Hughes, S. C., & Boakes, R. A. (2008). Flavor preferences produced by backward pairing with wheel running. *Journal of Experimental Psychology: Animal Behavior Processes*, 34, 283–293. <https://doi.org/10.1037/0097-7403.34.2.283>
- Hundt, A. G., & Premack, D. (1963). Running as both a positive and negative reinforcer. *Science*, 142, 1087–1088. <https://doi.org/10.1126/science.142.3595.1087>
- Hurwitz, Z. E., Merluzzi, A. P., & Riley, A. L. (2013). Age - dependent differences in morphine - induced taste aversions. *Developmental Psychobiology*, 55, 415–428. <https://doi.org/10.1002/dev.21046>
- Iversen, I. H. (1993). Techniques for establishing schedules with wheel running as reinforcement in rats. *Journal of the Experimental Analysis of Behavior*, 60, 219–238. <https://doi.org/10.1901/jeab.1993.60-219>
- Jakubczak, L. F. (1973). Frequency, duration, and speed of wheel running of rats as a function of age and starvation. *Animal Learning & Behavior*, 1, 13–16. <https://doi.org/10.3758/BF03198990>
- Kagan, J., & Berkun, M. (1954). The reward value of running activity. *Journal of Comparative and Physiological Psychology*, 47, 108. <https://doi.org/10.1037/h0058877>
- Lett, B. T., & Grant, V. L. (1996). Wheel running induces conditioned taste aversion in rats trained while hungry and thirsty. *Physiology & Behavior*, 59, 699–702. [https://doi.org/10.1016/0031-9384\(95\)02139-6](https://doi.org/10.1016/0031-9384(95)02139-6)
- Lett, B. T., Grant, V. L., Byrne, M. J., & Koh, M. T. (2000). Pairings of a distinctive chamber with the aftereffect of wheel running produce conditioned place preference. *Appetite*, 34, 87–94. <https://doi.org/10.1006/appe.1999.0274>
- Lett, B. T., Grant, V. L., & Gaborko, L. L. (1998). Wheel running simultaneously induces CTA and facilitates feeding in non-deprived rats. *Appetite*, 31, 351–360. <https://doi.org/10.1006/appe.1998.0171>
- Lett, B. T., Grant, V. L., & Koh, M. T. (2002). Delayed backward conditioning of place preference induced by wheel running in rats. *Learning and Motivation*, 33, 347–357. [https://doi.org/10.1016/S0023-9690\(02\)00002-4](https://doi.org/10.1016/S0023-9690(02)00002-4)
- Lett, B. T., Grant, V. L., Koh, M. T., & Parsons, J. F. (1999). Pairing a flavor with activity in a flat, circular alley induces conditioned taste aversion. *Learning and Motivation*, 30, 241–249. <https://doi.org/10.1006/lmot.1999.1033>
- Lett, B. T., Grant, V. L., Koh, M. T., & Smith, J. F. (2001). Wheel running simultaneously produces conditioned taste aversion and conditioned place preference in rats. *Learning and Motivation*, 32, 129–136. <https://doi.org/10.1006/lmot.2000.1073>
- Lin, J. Y., Arthurs, J., Amodeo, L. R., & Reilly, S. (2012). Reduced palatability in drug-induced taste aversion: I. Variations in the initial value of the conditioned stimulus. *Behavioral Neuroscience*, 126, 423–432. <https://doi.org/10.1037/a0027674>
- Lin, J. Y., Arthurs, J., & Reilly, S. (2014). Conditioned taste aversion, drugs of abuse and palatability. *Neuroscience & Biobehavioral Reviews*, 45, 28–45. <https://doi.org/10.1016/j.neubiorev.2014.05.001>
- Lin, J. Y., Arthurs, J., & Reilly, S. (2017). Conditioned taste aversions: From poisons to pain to drugs of abuse. *Psychonomic Bulletin & Review*, 24, 335–351. <https://doi.org/10.3758/s13423-016-1092-8>
- Lindsey, G. P., & Best, P. J. (1973). Overshadowing of the less salient of two novel fluids in a taste-aversion paradigm. *Physiological Psychology*, 1, 13–15. <https://doi.org/10.3758/BF03326859>
- Livesey, P. J., Egger, G. J., & Meyer, P. N. (1972). Wheel running, a rewarding activity for the rat or response to increased drive following deprivation. *Australian Journal of Psychology*, 24, 45–53. <https://doi.org/10.1080/00049537208255784>
- Loy, I., & López, M. (1999). Conditional control of toxicosis-based conditioning by context. *Behavioural Processes*, 46, 173–179. [https://doi.org/10.1016/S0376-6357\(99\)00033-9](https://doi.org/10.1016/S0376-6357(99)00033-9)

- Maniam, J., & Morris, M. J. (2010). Voluntary exercise and palatable high-fat diet both improve behavioural profile and stress responses in male rats exposed to early life stress: Role of hippocampus. *Psychoneuroendocrinology*, *35*, 1553–1564. <https://doi.org/10.1016/j.psyneuen.2010.05.012>
- Martinez, M., Calvo-Torrent, A., & Pico-Alfonso, M. A. (1998). Social defeat and subordination as models of social stress in laboratory rodents: A review. *Aggressive Behavior*, *24*, 241–256. [https://doi.org/10.1002/\(SICI\)1098-2337\(1998\)24:4<241::AID-ABI>3.0.CO;2-M](https://doi.org/10.1002/(SICI)1098-2337(1998)24:4<241::AID-ABI>3.0.CO;2-M)
- Masaki, T., (2009). Exercise-based taste aversion learning in golden hamsters (*Mesocricetus auratus*). *Proceedings of the 73rd Annual Convention of the Japanese Psychological Association*, p. 814. [In Japanese]
- Masaki, T., & Nakajima, S. (2004a). Swimming-induced taste aversion and its prevention by a prior history of swimming. *Learning and Motivation*, *35*, 406–418. <https://doi.org/10.1016/j.lmot.2004.04.00>
- Masaki, T., & Nakajima, S. (2004b). Taste aversion learning induced by delayed swimming activity. *Behavioural Processes*, *67*, 357–362. <https://doi.org/10.1016/j.beproc.2004.06.005>
- Masaki, T., & Nakajima, S. (2005). Further evidence for conditioned taste aversion induced by forced swimming. *Physiology & Behavior*, *84*, 9–15. <https://doi.org/10.1016/j.physbeh.2004.09.022>
- Masaki, T., & Nakajima, S. (2006). Taste aversion in rats induced by forced swimming, voluntary running, forced running, and lithium chloride injection treatments. *Physiology & Behavior*, *88*, 411–416. <https://doi.org/10.1016/j.physbeh.2006.04.013>
- Masaki, T., & Nakajima, S. (2008). Forward conditioning with wheel running causes place aversion in rats. *Behavioural Processes*, *79*, 43–47. <https://doi.org/10.1016/j.beproc.2008.04.006>
- Masaki, T., & Nakajima, S. (2010). The effect of swimming experience on acquisition and retention of swimming-based taste aversion learning in rats. *Learning and Motivation*, *41*, 32–47. <https://doi.org/10.1016/j.lmot.2009.09.001>
- McCaffrey, R. J. (1985). Appropriateness of kaolin consumption as an index of motion sickness in the rat. *Physiology & Behavior*, *35*, 151–156. [https://doi.org/10.1016/0031-9384\(85\)90329-4](https://doi.org/10.1016/0031-9384(85)90329-4)
- Meeusen, R., & Piacentini, M. (2001). Exercise and neurotransmission: A window to the future? *European Journal of Sport Science*, *1*, 1–12. <https://doi.org/10.1080/17461390100071103>
- Miller, V., & Domjan, M. (1981). Specificity of cue to consequence in aversion learning in the rat: Control for US-induced differential orientations. *Animal Learning & Behavior*, *9*, 339–345. <https://doi.org/10.3758/BF03197841>
- Misanin, J. R., Collins, M., Rushanan, S., Anderson, M. J., Goodhart, M., & Hinderliter, C. F. (2002). Aging facilitates long-trace taste-aversion conditioning in rats. *Physiology & Behavior*, *75*, 759–764. [https://doi.org/10.1016/S0031-9384\(02\)00671-6](https://doi.org/10.1016/S0031-9384(02)00671-6)
- Misanin, J. R., Greider, D. L., & Hinderliter, C. F. (1988). Age differences in the outcome of long-delay taste-aversion conditioning in rats. *Bulletin of the Psychonomic Society*, *26*, 258–260. <https://doi.org/10.3758/BF03337304>
- Mitchell, D., Krusemark, M. L., & Hafner, E. (1977). Pica: A species relevant behavioral assay of motion sickness in the rat. *Physiology & Behavior*, *18*, 125–130. [https://doi.org/10.1016/0031-9384\(77\)90103-2](https://doi.org/10.1016/0031-9384(77)90103-2)
- Mitchell, D., Laycock, J. D., & Stephens, W. F. (1977). Motion sickness-induced pica in the rat. *American Journal of Clinical Nutrition*, *30*, 147–150. <https://doi.org/10.1093/ajcn/30.2.147>
- Mitchell, D., Wells, C., Hoch, N., Lind, K., Woods, S. C., & Mitchell, L. K. (1976). Poison induced pica in rats. *Physiology & Behavior*, *17*, 691–697. [https://doi.org/10.1016/0031-9384\(76\)90171-2](https://doi.org/10.1016/0031-9384(76)90171-2)
- Mondon, C. E., Dolkas, C. B., Sims, C., & Reaven, G. M. (1985). Spontaneous running activity in male rats: Effect of age. *Journal of Applied Physiology*, *58*, 1553–1557. <https://doi.org/10.1152/jappl.1985.58.5.1553>
- Monroe, B., & Barker, L. M. (1979). A contingency analysis of taste aversion conditioning. *Animal Learning & Behavior*, *7*, 141–143. <https://doi.org/10.3758/BF03209262>
- Mul, J. D. (2018). Voluntary exercise and depression-like behavior in rodents: Are we running in the right direction? *Journal of Molecular Endocrinology*, *60*, R77–R95. <https://doi.org/10.1530/JME-17-0165>
- Nachman, M. (1970). Learned taste and temperature aversions due to lithium chloride sickness after temporal delays. *Journal of Comparative and Physiological Psychology*, *73*, 22–30. <https://doi.org/10.1037/h0029807>
- Nagaishi, T., & Nakajima, S. (2008). Further evidence for the summation of latent inhibition and overshadowing in rats' conditioned taste aversion. *Learning and Motivation*, *39*, 221–242. <https://doi.org/10.1016/j.lmot.2008.02.002>
- Nagaishi, T., & Nakajima, S. (2010). Overshadowing of running-based taste aversion learning by another taste cue. *Behavioural Processes*, *83*, 134–136. <https://doi.org/10.1016/j.beproc.2009.11.003>
- Nakajima, S. (2004). Conditioned ethanol aversion in rats induced by voluntary wheel running, forced swimming, and electric shock: An implication for aversion therapy of alcoholism. *Integrative Physiological & Behavioral Science*, *39*, 95–104. <https://doi.org/10.1007/BF02734275>
- Nakajima, S. (2008a). Effect of extra running on running-based taste aversion in rats. *Behavioural Processes*, *78*, 470–472. <https://doi.org/10.1016/j.beproc.2008.01.018>
- Nakajima, S. (2008b). Exploratory studies on associative selectivity in exercise-based aversion learning. *Proceedings of the 72nd Annual Convention of the Japanese Psychological Association*, p. 838. [In Japanese]
- Nakajima, S. (2011). Calorie supply does not alleviate running-based taste aversion learning in rats. *Appetite*, *57*, 605–614. <https://doi.org/10.1016/j.appet.2011.08.001>
- Nakajima, S. (2014a). Acquisition of running-based taste aversion in mildly water-deprived rats: Comparison with control rats in locked wheels. *Proceedings of the 78th Annual Convention of the Japanese Psychological Association*, p. 779. [In Japanese]

- Nakajima, S. (2014b). Running-based taste aversion learning in five strains of rats. *Physiology & Behavior*, *123*, 200–213. <https://doi.org/10.1016/j.physbeh.2013.10.011>
- Nakajima, S. (2015a). Prior running, but not swimming, hinders running-based taste aversion learning in rats. *Learning and Motivation*, *51*, 1–10. <https://doi.org/10.1016/j.lmot.2015.02.003>
- Nakajima, S. (2015b). Swimming in flavored water leads to avoidance of that flavor in laboratory rats (*Rattus norvegicus*). *International Journal of Comparative Psychology*, *28*, 1–10.
- Nakajima, S. (2016a). Running induces nausea in rats: Kaolin intake generated by voluntary and forced wheel running. *Appetite*, *106*, 85–94. <https://doi.org/10.1016/j.appet.2016.05.009>
- Nakajima, S. (2016b). Swimming-based pica in rats. *Behavioural Processes*, *130*, 1–3. <https://doi.org/10.1016/j.beproc.2016.06.015>
- Nakajima, S. (2018a). Clay eating attenuates lithium-based taste aversion learning in rats: A remedial effect of kaolin on nausea. *Physiology & Behavior*, *188*, 199–204. <https://doi.org/10.1016/j.physbeh.2018.02.020>
- Nakajima, S. (2018b). Effect of water temperature on swimming-based taste aversion learning in rats. *Learning and Motivation*, *63*, 91–97. <https://doi.org/10.1016/j.lmot.2018.02.001>
- Nakajima, S. (2018c). Extinction of running-based taste aversion in rats (*Rattus norvegicus*). *International Journal of Comparative Psychology*, *31*. ID:55p958ks
- Nakajima, S. (2018d). Running-based pica and taste avoidance in rats. *Learning & Behavior*, *46*, 182–197. <https://doi.org/10.3758/s13420-017-0301-2>
- Nakajima, S. (2019a). Food aversion learning based on voluntary running in non-deprived rats: A technique for establishing aversive conditioning with minimized discomfort. *Experimental Animals*, *68*, 71–79. <https://doi.org/10.1538/expanim.18-0075>
- Nakajima, S. (2019b). Food avoidance learning based on voluntary wheel running in laboratory mice (*Mus musculus*). *Behavioural Processes*, *159*, 31–36. <https://doi.org/10.1016/j.beproc.2019.103962>
- Nakajima, S. (2019c). Further demonstration of running-based food avoidance learning in laboratory mice (*Mus musculus*). *Behavioural Processes*, *168*, 103962. <https://doi.org/10.1016/j.beproc.2019.103962>
- Nakajima, S. (2020a). Effect of pretrial running on running-based taste aversion learning in rats. *Journal of Experimental Psychology. Animal Learning and Cognition*, *46*, 273–285. <https://doi.org/10.1037/xan0000243>
- Nakajima, S. (2020b). Further evidence for swimming-based pica in rats. *Japanese Psychological Research*, *62*, 39–50. <https://doi.org/10.1111/jpr.12243>
- Nakajima, S. (in press). Taste aversion learning based on swimming and lithium chloride injection in rats: Implications from cross-familiarization tests and stimulus selectivity. *Japanese Psychological Research*. <https://doi.org/10.1111/jpr.12281>
- Nakajima, S., & Hashimoto, A. (2013). Acquisition and extinction of running-based taste aversion in rats. *Proceedings of the 77th Annual Convention of the Japanese Psychological Association*, p. 701. [In Japanese].
- Nakajima, S., Hayashi, H., & Kato, T. (2000). Taste aversion induced by confinement in a running wheel. *Behavioural Processes*, *49*, 35–42. [https://doi.org/10.1016/S0376-6357\(00\)00071-1](https://doi.org/10.1016/S0376-6357(00)00071-1)
- Nakajima, S., & Katayama, T. (2014). Running-based pica in rats. Evidence for the gastrointestinal discomfort hypothesis of running-based taste aversion. *Appetite*, *83*, 178–184. <https://doi.org/10.1016/j.appet.2014.08.031>
- Nakajima, S., Kobayashi, Y., & Imada, H. (1995). Contextual control of taste aversion in rats: The effects of context extinction. *The Psychological Record*, *45*, 309–318. <https://doi.org/10.1007/BF03395935>
- Nakajima, S., Kumazawa, G., Ieki, H., & Hashimoto, A. (2012). Does conspecific fighting yield conditioned taste aversion in rats? *The Psychological Record*, *62*, 83–90. <https://doi.org/10.1007/BF03395788>
- Nakajima, S., & Masaki, T. (2004). Taste aversion learning induced by forced swimming in rats. *Physiology & Behavior*, *80*, 623–628. <https://doi.org/10.1016/j.physbeh.2003.11.006>
- Nakajima, S., & Oi, M. (2018). Running-based taste aversion learning in mice. *Proceedings of the 82nd Annual Convention of the Japanese Psychological Association*, p. 614. [In Japanese]
- Nakajima, S., Urata, T., & Ogawa, Y. (2006). Familiarization and cross-familiarization of wheel running and LiCl in conditioned taste aversion. *Physiology & Behavior*, *88*, 1–11. <https://doi.org/10.1016/j.physbeh.2006.02.006>
- Novak, C. M., Burghardt, P. R., & Levine, J. A. (2012). The use of a running wheel to measure activity in rodents: Relationship to energy balance, general activity, and reward. *Neuroscience & Biobehavioral Reviews*, *36*, 1001–1014. <https://doi.org/10.1016/j.neubiorev.2011.12.012>
- Olson, A. K., Eadie, B. D., Ernst, C., & Christie, B. R. (2006). Environmental enrichment and voluntary exercise massively increase neurogenesis in the adult hippocampus via dissociable pathways. *Hippocampus*, *16*, 250–260. <https://doi.org/10.1002/hipo.20157>
- Ossenkopp, K. P., Parker, L. A., Limebeer, C. L., Burton, P., Fudge, M. A., & Cross-Mellor, S. K. (2003). Vestibular lesions selectively abolish body rotation-induced, but not lithium-induced, conditioned taste aversions (oral rejection responses) in rats. *Behavioral Neuroscience*, *117*, 105–112. <https://doi.org/10.1037/0735-7044.117.1.105>
- Panksepp, J. (2007). Neuroevolutionary sources of laughter and social joy: Modeling primal human laughter in laboratory rats. *Behavioural Brain Research*, *182*, 231–244. <https://doi.org/10.1016/j.bbr.2007.02.015>
- Parker, L. A. (2014). Conditioned taste aversion learning. In F. K. McSweeney & E. S. Murphy (Eds.), *The Wiley Blackwell handbook of operant and classical conditioning* (pp. 97–116). Wiley-Blackwell.
- Pierce, W. D., & Heth, C. D. (2010). Blocking of conditioned taste avoidance induced by wheel running. *Behavioural Processes*, *83*, 41–47. <https://doi.org/10.1016/j.beproc.2009.09.005>

- Randall-Thompson, J. F., & Riley, A. L. (2003). Morphine-induced conditioned taste aversions: Assessment of sexual dimorphism. *Pharmacology Biochemistry and Behavior*, 76(2), 373–381. <https://doi.org/10.1016/j.pbb.2003.08.010>
- Revusky, S. H. (1977). Learning as a general process with an emphasis on data from feeding experiments. In N. W. Milgram, L. Krames, & T. M. Alloway (Eds.), *Food aversion learning* (pp. 1–51). Plenum Press.
- Richter, S. H., Gass, P., & Fuss, J. (2014). Resting is rusting: A critical view on rodent wheel-running behavior. *The Neuroscientist*, 20, 313–325. <https://doi.org/10.1177/1073858413516798>
- Riley, A. L., & Simpson, G. R. (2000). The attenuating effects of drug preexposure on taste aversion conditioning: Generality, experimental parameters, underlying mechanisms, and implications for drug use and abuse. In R. R. Mowrer & S. B. Klein (Eds.), *Handbook of contemporary learning theories* (pp. 505–559.). Lawrence Erlbaum Associates.
- Rosas, J. M., & Bouton, M. E. (1996). Spontaneous recovery after extinction of a conditioned taste aversion. *Animal Learning & Behavior*, 24, 341–348. <https://doi.org/10.3758/BF03198982>
- Salvy, S. J., Pierce, W. D., Heth, D. C., & Russell, J. C. (2002). Pre-exposure to wheel running disrupts taste aversion conditioning. *Physiology & Behavior*, 76, 51–56. [https://doi.org/10.1016/S0031-9384\(02\)00687-X](https://doi.org/10.1016/S0031-9384(02)00687-X)
- Salvy, S.-J., Heth, D. C., Pierce, W. D., & Russell, J. C. (2004). Conditioned taste aversion induced by wheel running: Further evidence on wheel running duration. *Behavioural Processes*, 66, 101–106. <https://doi.org/10.1016/j.beproc.2004.01.006>
- Salvy, S. J., Pierce, W. D., Heth, D. C., & Russell, J. C. (2004). Taste avoidance induced by wheel running: Effects of backward pairings and robustness of conditioned taste aversion. *Physiology & Behavior*, 82, 303–308. <https://doi.org/10.1016/j.physbeh.2004.03.017>
- Satvat, E., & Eikelboom, R. (2006). Dissociation of conditioned and unconditioned factors in the running-induced feeding suppression. *Physiology & Behavior*, 89, 428–437. <https://doi.org/10.1016/j.physbeh.2006.07.005>
- Schull, J. (1979). A conditioned opponent theory of Pavlovian conditioning and habituation. In G. H. Bower (Ed.), *The psychology of learning and motivation* (Vol.13, pp. 13–90). Academic Press.
- Sherwin, C. M. (1998). Voluntary wheel running: A review and novel interpretation. *Animal Behaviour*, 56, 11–27. <https://doi.org/10.1006/anbe.1998.0836>
- Smotherman, W. P., Hennessy, J. W., & Levine, S. (1976). Plasma corticosterone levels during recovery from LiCl produced taste aversions. *Behavioral Biology*, 16, 401–412. [https://doi.org/10.1016/S0091-6773\(76\)91555-8](https://doi.org/10.1016/S0091-6773(76)91555-8)
- Solomon, R. L. (1980). The opponent-process theory of acquired motivation: The costs of pleasure and the benefits of pain. *American Psychologist*, 35, 691–712. <https://doi.org/10.1037/0003-066X.35.8.691>
- Sparkes, S., Grant, V. L., & Lett, B. T. (2003). Role of conditioned taste aversion in the development of activity anorexia. *Appetite*, 41, 161–165. [https://doi.org/10.1016/S0195-6663\(03\)00057-6](https://doi.org/10.1016/S0195-6663(03)00057-6)
- Tokuyama, K., Saito, M., & Okuda, H. (1982). Effects of wheel running on food intake and weight gain of male and female rats. *Physiology & Behavior*, 28, 899–903. [https://doi.org/10.1016/0031-9384\(82\)90211-6](https://doi.org/10.1016/0031-9384(82)90211-6)
- Tzschentke, T. M. (1998). Measuring reward with the conditioned place preference paradigm: A comprehensive review of drug effects, recent progress and new issues. *Progress in Neurobiology*, 56, 613–672. [https://doi.org/10.1016/S0301-0082\(98\)00060-4](https://doi.org/10.1016/S0301-0082(98)00060-4)
- Tzschentke, T. M. (2007). Review on CPP: Measuring reward with the conditioned place preference (CPP) paradigm: Update of the last decade. *Addiction Biology*, 12, 227–462. <https://doi.org/10.1111/j.1369-1600.2007.00070.x>
- Van Praag, H., Kempermann, G., & Gage, F. H. (2000). Neural consequences of environmental enrichment. *Nature Reviews Neuroscience*, 1, 191–168. <https://doi.org/10.1038/35044558>
- Verendeev, A., & Riley, A. L. (2012). Conditioned taste aversion and drugs of abuse: History and interpretation. *Neuroscience & Biobehavioral Reviews*, 36, 2193–2205. <https://doi.org/10.1016/j.neubiorev.2012.08.004>
- Wagner, A. R. (1981). SOP: A model of automatic memory processing in animal behavior. In N. E. Spear & R. R. Miller (Eds.), *Information processing in animals: Memory mechanisms* (pp. 5–47). Lawrence Erlbaum Associates.
- Wagner, A. R., & Larew, M. B. (1985). Opponent processes and Pavlovian inhibition. In R. R. Miller & N. E. Spear, (Eds.), *Information processing in animals: Conditioned inhibition* (pp. 233–265). Lawrence Erlbaum Associates.
- Watson, P. J., & Leitner, C. (1988). Patterns of increased and decreased ingestive behavior after injections of lithium chloride and 2-deoxy-D-glucose. *Physiology & Behavior*, 43, 697–704. [https://doi.org/10.1016/0031-9384\(88\)90366-6](https://doi.org/10.1016/0031-9384(88)90366-6)
- Yamamoto, K., Asano, K., Matsukawa, N., Imaizumi, M., & Yamatodani, A. (2011). Time-course analysis of pica in rats using an automatic feeding monitoring system. *Journal of Pharmacological and Toxicological Methods*, 63, 30–34. <https://doi.org/10.1016/j.vascn.2010.04.011>
- Yamamoto, K., Ngan, M. P., Takeda, N., Yamatodani, A., & Rudd, J. A. (2004). Differential activity of drugs to induce emesis and pica behavior in *Suncus murinus* (house musk shrew) and rats. *Physiology & Behavior*, 83, 151–156. <https://doi.org/10.1016/j.physbeh.2004.08.006>
- Yamamoto, K., Takeda, N., & Yamatodani, A. (2002). Establishment of an animal model for radiation-induced vomiting in rats using pica. *Journal of Radiation Research*, 43, 135–141. <https://doi.org/10.1269/jrr.43.135>

**Financial conflict of interest:** No stated conflicts.

**Conflict of interest:** No stated conflicts.

**Submitted:** May 11<sup>th</sup>, 2020  
**Resubmitted:** September 16<sup>th</sup>, 2020  
**Accepted:** October 21<sup>st</sup>, 2020